

COSTA BRAVA PAINT PALETTE

The color depicted on your screen or printed from your printer is an inaccurate representation of the approved color. Colors that do not match the paint identification number are not approved and will be considered a violation of the paint application. CHBIOA is not responsible for inaccurate color choices. Please visit your local paint store to request and compare paint chips, brush outs, and/or samples of paint colors .

*Exterior Colors
Adopted 2002*

COSTA BRAVA FRONT DOOR COLOR PILOT


To boost curb appeal and property values, the Board approved a 12-month pilot program expanding the front door palette. In addition to White, homeowners may now choose from the following colors (semi-gloss finish):



HC-187 Black Forest Green



2041-10 Hunter Green




2112-10 Mink

Owners wishing to participate must submit an architectural application (frames must remain White). All costs are the homeowner's responsibility. In October 2026, the Board will decide whether to make these new colors permanent. If not, doors must be repainted to an approved color.

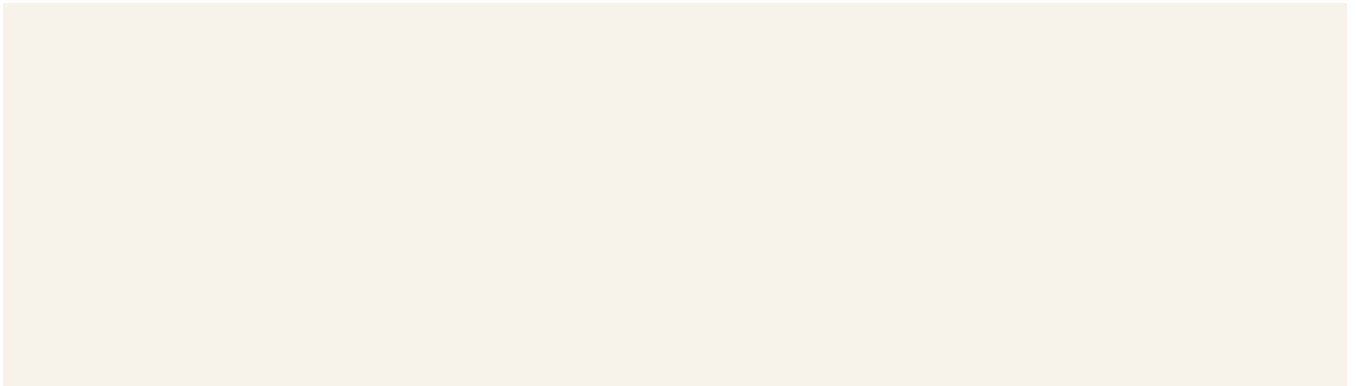
COSTA BRAVA HOA

WOOD TRIM

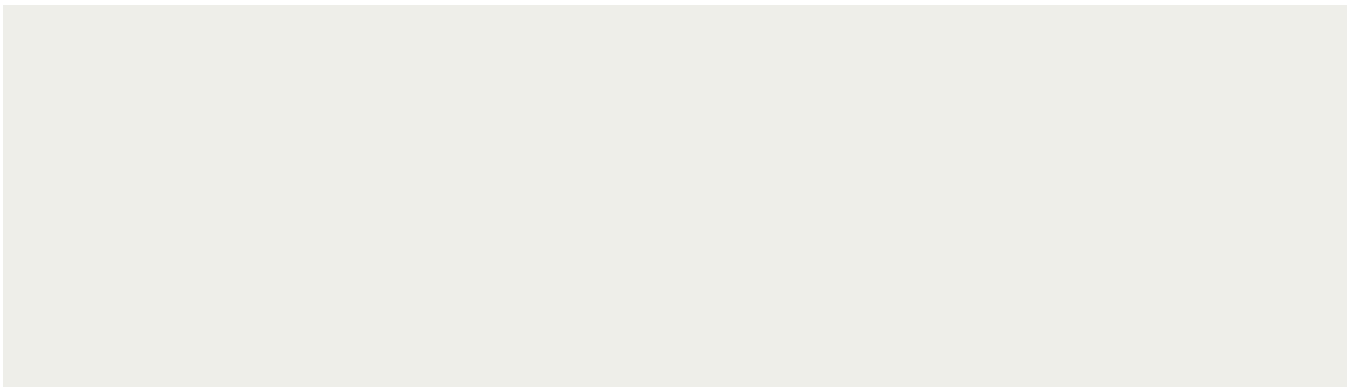
Benjamin Moore 02 / PM-1 Super White



Kelly Moore OW224-1 Diamond White



Sherwin Williams SW7006 Extra White



Paints are produced to match the color chip as accurately as possible; however, variations in types of products, gloss, texture, lighting and adjacent colors can cause a difference in appearance between the color of the chip and the color of the applied paint. Critical color matches should be applied to the building, allowed to dry, and checked before proceeding with the entire job.

COSTA BRAVA HOA

STUCCO - SCHEME A

If Your Stucco Siding Is:

**LaHabra Fog Coat Stucco
Pure Ivory #53**




Select One:

**Stucco Paint Color: Ready Mixed Benjamin
Moore OC-142 Sail Cloth**



Benjamin Moore 77 Cameo White



Paints are produced to match the color chip as accurately as possible; however, variations in types of products, gloss, texture, lighting and adjacent colors can cause a difference in appearance between the color of the chip and the color of the applied paint. Critical color matches should be applied to the building, allowed to dry, and checked before proceeding with the entire job.

COSTA BRAVA HOA

STUCCO - SCHEME B

If Your Stucco Siding Is:

**LaHabra Fog Coat Stucco
Miami Peach #71**



Select One:

**Stucco Paint Color: Ready Mixed
Benjamin Moore OC-80 Pirates Cove**



STUCCO - SCHEME C

If Your Stucco Siding Is:

**LaHabra Fog Coat Stucco
Hacienda #82**



Select One:

**Stucco Paint Color: Ready Mixed
Benjamin Moore HC-39 Putnam Ivory**



Paints are produced to match the color chip as accurately as possible; however, variations in types of products, gloss, texture, lighting and adjacent colors can cause a difference in appearance between the color of the chip and the color of the applied paint. Critical color matches should be applied to the building, allowed to dry, and checked before proceeding with the entire job.

COSTA BRAVA HOA

STUCCO - SCHEME D


If Your Stucco Siding Is:

**LaHabra Fog Coat Stucco
San Simeon #34**



Select One:

**Stucco Paint Color: Ready Mixed
Benjamin Moore 2161-60 Kahlua & Cream**



STUCCO - SCHEME E


If Your Stucco Siding Is:

**LaHabra Fog Coat Stucco
Adobe #72**



Select One:

**Stucco Paint Color: Ready Mixed
Behr ICC-22 Haze**



Paints are produced to match the color chip as accurately as possible; however, variations in types of products, gloss, texture, lighting and adjacent colors can cause a difference in appearance between the color of the chip and the color of the applied paint. Critical color matches should be applied to the building, allowed to dry, and checked before proceeding with the entire job.

COSTA BRAVA HOA

METAL FENCES/GATES

Original Color

Ameritone Devoe 1U21B Caruso



Equivalent

Sherwin Williams SW2398 Overseas



Equivalent

Kelly Moore AC68-N Atlanta



Paints are produced to match the color chip as accurately as possible; however, variations in types of products, gloss, texture, lighting and adjacent colors can cause a difference in appearance between the color of the chip and the color of the applied paint. Critical color matches should be applied to the building, allowed to dry, and checked before proceeding with the entire job.