

PELICAN BAY PAINT PALETTE

You may use any brand of paint as long as it matches the color associated with the Kelly Moore paint identification number listed. The color depicted on your screen or printed from your printer is an inaccurate representation of the approved color. Colors that do not match the Kelly Moore color as reflected in the paint identification number are not approved and will be considered a violation of the paint application. CHBIOA is not responsible for inaccurate color choices. Please visit your local paint store to request and compare paint chips, brush outs, and/or samples of paint colors with the approved Kelly Moore colors.

*Exterior Colors
Adopted 2016*



PELICAN BAY ESTATES EXTERIOR PAINT PALETTE HOUSE REPAINTING RULES

July 2016

A new paint palette has been prepared for **Pelican Bay** homeowners based on Kelly-Moore brand paints. Kelly-Moore is located at 649 Pacific Ave. in Alameda and will offer discounts to homeowners of Harbor Bay Isle.

The new Kelly-Moore color schemes are listed in Table 1 of the Paint Book.

Paint rules are as follows:

Accent Color: Optional

Garage Doors: One color only and it may be painted trim or body color of the house. Upon request garage doors may be painted the accent color.

Front Entry Doors: Stained natural wood, painted the accent color of the house or one of the 6 colors specifically for the front doors.

Although the Pelican Bay board strongly recommends using Kelly-Moore paints, owners may ultimately use any paint brand they wish as long as the paint brand selected for repainting has the same characteristics. If you plan to use an approved color scheme, you can indicate the scheme number of the application form. If you are planning to paint in a color outside of the scheme, you will be required to, at minimum, include two color chips for each color to be used stating the paint brand and color identifier, and where on the home it will be used. You may be required to provide a 3-foot by 3-foot sample of the color patching to the Pelican Bay Architectural Committee.

Color scheme combinations, other than those listed in Table 1 and shown on the approved paint palettes, may be proposed by homeowners and will be considered on a case-by-case basis by the **Pelican Bay Board of Directors** provided they are in alignment with the palette themes and characteristics. At the option of the **Pelican Bay Board of Directors**, a new color scheme may be added to the approved paint palette.

Fences and gates shall not be painted. Other yard structures shall not be painted unless specifically approved by the **Pelican Bay** Architectural Committee.

Paint Gloss Categories: Exterior paints are comprised of 5 gloss categories. The following exterior paint finishes are permitted under each category:

Flat	Low sheen	Satin	Eggshell	Semi-gloss	Gloss
Siding	Siding	Siding	Trim	No	No
		Trim	Accent	Exterior	Exterior
		Accent		Use	Use

Owners shall comply with all other repainting requirements of the Community and **Pelican Bay** Architectural Rules and Standards.

If you hire a contractor to paint your home, please provide the contractor with a copy of the architectural application approval letter and these house repainting rules.

No changes should be made in the color scheme after it has been approved unless the proposed changes are resubmitted to the Community and Pelican Bay Architectural Committees and are approved.

Interior paint color information: The original developer Kelly Moore interior paint colors are:

Walls: Latex Flat FROST 550-14

Doors and Casings - Kitchen and Bath walls:

Latex Enamel FROST 1640 (Eggshell finish)

Oil Base Enamel 1622-14 (used in earliest building phases)

PELICAN BAY HOA

Front Door Colors

Front doors may be painted either the Fascia/Accent color or any of the following colors:



Oxford Brown 417



Sequoia Redwood 159



Night Sky 306



Brierwood Green 307



Carbon 407



Seattle Red 74

Kelly-Moore paints are produced to match the color chip as accurately as possible; however, variations in types of products, gloss, texture, lighting and adjacent colors can cause a difference in appearance between the color of the chip and the color of the applied paint. Critical color matches should be applied to the building, allowed to dry, and checked before proceeding with the entire job.

PELICAN BAY HOA

SCHEME 1

TRIM COLOR:




Shadow Cliff KM5789

BODY COLOR:



Lap Dog KM5798

ACCENT COLOR:




Turkish Coffee KM4519

Kelly-Moore paints are produced to match the color chip as accurately as possible; however, variations in types of products, gloss, texture, lighting and adjacent colors can cause a difference in appearance between the color of the chip and the color of the applied paint. Critical color matches should be applied to the building, allowed to dry, and checked before proceeding with the entire job.

PELICAN BAY HOA

SCHEME 2

TRIM COLOR:




Bone 27

BODY COLOR:



Toscana 232

ACCENT COLOR:




Chilled Wine KM4477

Kelly-Moore paints are produced to match the color chip as accurately as possible; however, variations in types of products, gloss, texture, lighting and adjacent colors can cause a difference in appearance between the color of the chip and the color of the applied paint. Critical color matches should be applied to the building, allowed to dry, and checked before proceeding with the entire job.

PELICAN BAY HOA

SCHEME 3

TRIM COLOR:



Swiss Coffee 23

BODY COLOR:



Doeskin 202

ACCENT COLOR:



Night Sky 306

Kelly-Moore paints are produced to match the color chip as accurately as possible; however, variations in types of products, gloss, texture, lighting and adjacent colors can cause a difference in appearance between the color of the chip and the color of the applied paint. Critical color matches should be applied to the building, allowed to dry, and checked before proceeding with the entire job.

PELICAN BAY HOA

SCHEME 4

TRIM COLOR:



Sand Pebble 171

BODY COLOR:



Navajo White 36

ACCENT COLOR:




Beaver Pelt KM4582

Kelly-Moore paints are produced to match the color chip as accurately as possible; however, variations in types of products, gloss, texture, lighting and adjacent colors can cause a difference in appearance between the color of the chip and the color of the applied paint. Critical color matches should be applied to the building, allowed to dry, and checked before proceeding with the entire job.

PELICAN BAY HOA


SCHEME 5

TRIM COLOR:



Swiss Coffee 23

BODY COLOR:



Windham Cream HLS4236

ACCENT COLOR:



Mendocino Hills KM5764

Kelly-Moore paints are produced to match the color chip as accurately as possible; however, variations in types of products, gloss, texture, lighting and adjacent colors can cause a difference in appearance between the color of the chip and the color of the applied paint. Critical color matches should be applied to the building, allowed to dry, and checked before proceeding with the entire job.

PELICAN BAY HOA

SCHEME 6

TRIM COLOR:




Graystone 230

BODY COLOR:



Cargo 412

ACCENT COLOR:




Oxford Brown 417

Kelly-Moore paints are produced to match the color chip as accurately as possible; however, variations in types of products, gloss, texture, lighting and adjacent colors can cause a difference in appearance between the color of the chip and the color of the applied paint. Critical color matches should be applied to the building, allowed to dry, and checked before proceeding with the entire job.

PELICAN BAY HOA


SCHEME 7

TRIM COLOR:



Swiss Coffee 23

BODY COLOR:



Maybeck Muslin HLS4254

ACCENT COLOR:




Tamarind Tart KM5699

Kelly-Moore paints are produced to match the color chip as accurately as possible; however, variations in types of products, gloss, texture, lighting and adjacent colors can cause a difference in appearance between the color of the chip and the color of the applied paint. Critical color matches should be applied to the building, allowed to dry, and checked before proceeding with the entire job.

PELICAN BAY HOA

SCHEME 8

TRIM COLOR:




Swiss Coffee 23

BODY COLOR:



Graystone 230

ACCENT COLOR:



Brickhouse KM4421

Kelly-Moore paints are produced to match the color chip as accurately as possible; however, variations in types of products, gloss, texture, lighting and adjacent colors can cause a difference in appearance between the color of the chip and the color of the applied paint. Critical color matches should be applied to the building, allowed to dry, and checked before proceeding with the entire job.

PELICAN BAY HOA


SCHEME 9

TRIM COLOR:



Malibu Beige 216

BODY COLOR:



Sausalito Ridge KM5800

ACCENT COLOR:




Brierwood Green 307

Kelly-Moore paints are produced to match the color chip as accurately as possible; however, variations in types of products, gloss, texture, lighting and adjacent colors can cause a difference in appearance between the color of the chip and the color of the applied paint. Critical color matches should be applied to the building, allowed to dry, and checked before proceeding with the entire job.

PELICAN BAY HOA

SCHEME 10

TRIM COLOR:



Navajo White 36

BODY COLOR:



Sand Pebble 171

ACCENT COLOR:



Night Sky 306

Kelly-Moore paints are produced to match the color chip as accurately as possible; however, variations in types of products, gloss, texture, lighting and adjacent colors can cause a difference in appearance between the color of the chip and the color of the applied paint. Critical color matches should be applied to the building, allowed to dry, and checked before proceeding with the entire job.

PELICAN BAY HOA


SCHEME 11

TRIM COLOR:




Owl Manner Malt HLS4258

BODY COLOR:



Hammered Pewter HLS4263

ACCENT COLOR:



Red Hot Jazz HLS4268

Kelly-Moore paints are produced to match the color chip as accurately as possible; however, variations in types of products, gloss, texture, lighting and adjacent colors can cause a difference in appearance between the color of the chip and the color of the applied paint. Critical color matches should be applied to the building, allowed to dry, and checked before proceeding with the entire job.

PELICAN BAY HOA

SCHEME 12

TRIM COLOR:



Wise Owl 42

BODY COLOR:



Stonegate 304

ACCENT COLOR:




Shadow Cliff KM5789

Kelly-Moore paints are produced to match the color chip as accurately as possible; however, variations in types of products, gloss, texture, lighting and adjacent colors can cause a difference in appearance between the color of the chip and the color of the applied paint. Critical color matches should be applied to the building, allowed to dry, and checked before proceeding with the entire job.

PELICAN BAY HOA

SCHEME 13

TRIM COLOR:




Frost 14

BODY COLOR:



Apple Hill KM5771

ACCENT COLOR:




Sequoia Redwood 159

Kelly-Moore paints are produced to match the color chip as accurately as possible; however, variations in types of products, gloss, texture, lighting and adjacent colors can cause a difference in appearance between the color of the chip and the color of the applied paint. Critical color matches should be applied to the building, allowed to dry, and checked before proceeding with the entire job.

PELICAN BAY HOA

SCHEME 14

TRIM COLOR:



Bone 27

BODY COLOR:



Tranquil Taupe KM5788

ACCENT COLOR:



Beaver Pelt KM4582

Kelly-Moore paints are produced to match the color chip as accurately as possible; however, variations in types of products, gloss, texture, lighting and adjacent colors can cause a difference in appearance between the color of the chip and the color of the applied paint. Critical color matches should be applied to the building, allowed to dry, and checked before proceeding with the entire job.

PELICAN BAY HOA

SCHEME 15

Scheme 15 Has Been Removed

Kelly-Moore paints are produced to match the color chip as accurately as possible; however, variations in types of products, gloss, texture, lighting and adjacent colors can cause a difference in appearance between the color of the chip and the color of the applied paint. Critical color matches should be applied to the building, allowed to dry, and checked before proceeding with the entire job.

PELICAN BAY HOA


SCHEME 16

TRIM COLOR:



Apple Hill KM5771

BODY COLOR:



Bone 27

ACCENT COLOR:



Palm Lane KM5772

Kelly-Moore paints are produced to match the color chip as accurately as possible; however, variations in types of products, gloss, texture, lighting and adjacent colors can cause a difference in appearance between the color of the chip and the color of the applied paint. Critical color matches should be applied to the building, allowed to dry, and checked before proceeding with the entire job.

PELICAN BAY HOA

SCHEME 17

TRIM COLOR:




Ironwood 305

BODY COLOR:



Shadow Cliff KM5789

ACCENT COLOR:




Turkish Coffee KM4519

Kelly-Moore paints are produced to match the color chip as accurately as possible; however, variations in types of products, gloss, texture, lighting and adjacent colors can cause a difference in appearance between the color of the chip and the color of the applied paint. Critical color matches should be applied to the building, allowed to dry, and checked before proceeding with the entire job.

PELICAN BAY HOA

SCHEME 18

TRIM COLOR:



Swiss Coffee 23

BODY COLOR:



Malibu Beige 216

ACCENT COLOR:



Brickhouse KM4421

Kelly-Moore paints are produced to match the color chip as accurately as possible; however, variations in types of products, gloss, texture, lighting and adjacent colors can cause a difference in appearance between the color of the chip and the color of the applied paint. Critical color matches should be applied to the building, allowed to dry, and checked before proceeding with the entire job.

PELICAN BAY HOA

SCHEME 19

TRIM COLOR:



Tranquil Taupe KM5788

BODY COLOR:



Pebble Beach KM5817

ACCENT COLOR:



Starlit Eve KMA84

Kelly-Moore paints are produced to match the color chip as accurately as possible; however, variations in types of products, gloss, texture, lighting and adjacent colors can cause a difference in appearance between the color of the chip and the color of the applied paint. Critical color matches should be applied to the building, allowed to dry, and checked before proceeding with the entire job.

PELICAN BAY HOA

SCHEME 20

TRIM COLOR:



Malibu Beige 216

BODY COLOR:



Ironwood 305

ACCENT COLOR:




Volcanic Rock KM5826

Kelly-Moore paints are produced to match the color chip as accurately as possible; however, variations in types of products, gloss, texture, lighting and adjacent colors can cause a difference in appearance between the color of the chip and the color of the applied paint. Critical color matches should be applied to the building, allowed to dry, and checked before proceeding with the entire job.

PELICAN BAY HOA

SCHEME 21

TRIM COLOR:




Bone 27

BODY COLOR:



Plymouth Gray 178

ACCENT COLOR:



Sausalito Ridge KM5800

Kelly-Moore paints are produced to match the color chip as accurately as possible; however, variations in types of products, gloss, texture, lighting and adjacent colors can cause a difference in appearance between the color of the chip and the color of the applied paint. Critical color matches should be applied to the building, allowed to dry, and checked before proceeding with the entire job.

PELICAN BAY HOA

SCHEME 22

TRIM COLOR:



Gray Spell KM4899

BODY COLOR:



Winter's Park KM5824

ACCENT COLOR:




Carbon 407

Kelly-Moore paints are produced to match the color chip as accurately as possible; however, variations in types of products, gloss, texture, lighting and adjacent colors can cause a difference in appearance between the color of the chip and the color of the applied paint. Critical color matches should be applied to the building, allowed to dry, and checked before proceeding with the entire job.

PELICAN BAY HOA

SCHEME 23

TRIM COLOR:



Navajo White 36

BODY COLOR:



Sugar Pine KM5747

ACCENT COLOR:




Beaver Pelt KM4582

Kelly-Moore paints are produced to match the color chip as accurately as possible; however, variations in types of products, gloss, texture, lighting and adjacent colors can cause a difference in appearance between the color of the chip and the color of the applied paint. Critical color matches should be applied to the building, allowed to dry, and checked before proceeding with the entire job.

PELICAN BAY HOA

SCHEME 24

TRIM COLOR:



Swiss Coffee 23

BODY COLOR:



Kettleman KM5818

ACCENT COLOR:




Night Sky 306

Kelly-Moore paints are produced to match the color chip as accurately as possible; however, variations in types of products, gloss, texture, lighting and adjacent colors can cause a difference in appearance between the color of the chip and the color of the applied paint. Critical color matches should be applied to the building, allowed to dry, and checked before proceeding with the entire job.

PELICAN BAY HOA

SCHEME 25

TRIM COLOR:




Swiss Coffee 23

BODY COLOR:



Mendocino Hills KM5764

ACCENT COLOR:



Oxford Brown 417

Kelly-Moore paints are produced to match the color chip as accurately as possible; however, variations in types of products, gloss, texture, lighting and adjacent colors can cause a difference in appearance between the color of the chip and the color of the applied paint. Critical color matches should be applied to the building, allowed to dry, and checked before proceeding with the entire job.

PELICAN BAY HOA

SCHEME 26

TRIM COLOR:



Oakwood 301

BODY COLOR:



Scatman Blue HLS4265

ACCENT COLOR:




Oakwood 301

Kelly-Moore paints are produced to match the color chip as accurately as possible; however, variations in types of products, gloss, texture, lighting and adjacent colors can cause a difference in appearance between the color of the chip and the color of the applied paint. Critical color matches should be applied to the building, allowed to dry, and checked before proceeding with the entire job.

PELICAN BAY HOA

SCHEME 27

TRIM COLOR:




Frost 14

BODY COLOR:



Constance KM3852-2

ACCENT COLOR:




Oxford Brown 417

Kelly-Moore paints are produced to match the color chip as accurately as possible; however, variations in types of products, gloss, texture, lighting and adjacent colors can cause a difference in appearance between the color of the chip and the color of the applied paint. Critical color matches should be applied to the building, allowed to dry, and checked before proceeding with the entire job.

PELICAN BAY HOA

SCHEME 28

TRIM COLOR:



Navajo White 36

BODY COLOR:



Applegate Park KM5753-2

ACCENT COLOR:




Raw Earth KM4192-5

Kelly-Moore paints are produced to match the color chip as accurately as possible; however, variations in types of products, gloss, texture, lighting and adjacent colors can cause a difference in appearance between the color of the chip and the color of the applied paint. Critical color matches should be applied to the building, allowed to dry, and checked before proceeding with the entire job.

PELICAN BAY HOA

SCHEME 29

TRIM COLOR:




Malibu Beige 216

BODY COLOR:



Wood Moss 197

ACCENT COLOR:




Victoria Red HLS4234

Kelly-Moore paints are produced to match the color chip as accurately as possible; however, variations in types of products, gloss, texture, lighting and adjacent colors can cause a difference in appearance between the color of the chip and the color of the applied paint. Critical color matches should be applied to the building, allowed to dry, and checked before proceeding with the entire job.

PELICAN BAY HOA

SCHEME 30

TRIM COLOR:



Frost 14

BODY COLOR:



Rock Wall KM3917-2

ACCENT COLOR:



La Marina 157

Kelly-Moore paints are produced to match the color chip as accurately as possible; however, variations in types of products, gloss, texture, lighting and adjacent colors can cause a difference in appearance between the color of the chip and the color of the applied paint. Critical color matches should be applied to the building, allowed to dry, and checked before proceeding with the entire job.

PELICAN BAY HOA

SCHEME 31

TRIM COLOR:




Rock Wall KM3917-2

BODY COLOR:



La Marina 157

ACCENT COLOR:



Frost 14

Kelly-Moore paints are produced to match the color chip as accurately as possible; however, variations in types of products, gloss, texture, lighting and adjacent colors can cause a difference in appearance between the color of the chip and the color of the applied paint. Critical color matches should be applied to the building, allowed to dry, and checked before proceeding with the entire job.

PELICAN BAY HOA


SCHEME 32

TRIM COLOR:



Wood Moss 197

BODY COLOR:



Duck Willow KM4791-5

ACCENT COLOR:



Brown Mouse KM4641-1

Kelly-Moore paints are produced to match the color chip as accurately as possible; however, variations in types of products, gloss, texture, lighting and adjacent colors can cause a difference in appearance between the color of the chip and the color of the applied paint. Critical color matches should be applied to the building, allowed to dry, and checked before proceeding with the entire job.

PELICAN BAY HOA

SCHEME 33

TRIM COLOR:




Wood Moss 197

BODY COLOR:



Graystone 230

ACCENT COLOR:




Bistro Brown KM4112-5

Kelly-Moore paints are produced to match the color chip as accurately as possible; however, variations in types of products, gloss, texture, lighting and adjacent colors can cause a difference in appearance between the color of the chip and the color of the applied paint. Critical color matches should be applied to the building, allowed to dry, and checked before proceeding with the entire job.

PELICAN BAY HOA

SCHEME 34

TRIM COLOR:




Frost 14

BODY COLOR:



Magic Sail KM4646-1

ACCENT COLOR:




Duck Willow KM4791-5

Kelly-Moore paints are produced to match the color chip as accurately as possible; however, variations in types of products, gloss, texture, lighting and adjacent colors can cause a difference in appearance between the color of the chip and the color of the applied paint. Critical color matches should be applied to the building, allowed to dry, and checked before proceeding with the entire job.

PELICAN BAY HOA

SCHEME 35

TRIM COLOR:



Frost 14

BODY COLOR:



Pale Portabella KM3988-2

ACCENT COLOR:




French Quarter KM3814-3

Kelly-Moore paints are produced to match the color chip as accurately as possible; however, variations in types of products, gloss, texture, lighting and adjacent colors can cause a difference in appearance between the color of the chip and the color of the applied paint. Critical color matches should be applied to the building, allowed to dry, and checked before proceeding with the entire job.

PELICAN BAY HOA

SCHEME 36

TRIM COLOR:



Barely Dawn KM3978-1

BODY COLOR:



Sand Pebble 171

ACCENT COLOR:




French Quarter KM3814-3

Kelly-Moore paints are produced to match the color chip as accurately as possible; however, variations in types of products, gloss, texture, lighting and adjacent colors can cause a difference in appearance between the color of the chip and the color of the applied paint. Critical color matches should be applied to the building, allowed to dry, and checked before proceeding with the entire job.

PELICAN BAY HOA

SCHEME 37

TRIM COLOR:




Navajo White 36

BODY COLOR:



Sand Pebble 171

ACCENT COLOR:



Victoria Red HLS4234

Kelly-Moore paints are produced to match the color chip as accurately as possible; however, variations in types of products, gloss, texture, lighting and adjacent colors can cause a difference in appearance between the color of the chip and the color of the applied paint. Critical color matches should be applied to the building, allowed to dry, and checked before proceeding with the entire job.