

CANTAMAR PAINT PALETTE

You may use any brand of paint as long as it matches the color associated with the Kelly Moore paint identification number listed. The color depicted on your screen or printed from your printer is an inaccurate representation of the approved color. Colors that do not match the Kelly Moore color as reflected in the paint identification number are not approved and will be considered a violation of the paint application. CHBIOA is not responsible for inaccurate color choices. Please visit your local paint store to request and compare paint chips, brush outs, and/or samples of paint colors with the approved Kelly Moore colors.

*Exterior Colors
Adopted 2022*

CANTAMAR – EXTERIOR PAINT GUIDELINES

Exterior color schemes for homes in CANTAMAR shall maintain the visual character and harmony of the neighborhood. Before painting is begun, an Architectural Application for repainting must be filed by the homeowner with the Community of Harbor Bay Isle (CHBI). Applications are reviewed by the CANTAMAR Project Architectural Committee (Project PAC), and must be approved by the CHBI Committee prior to start of any work.

CANTAMAR's exterior paint palette is based on Kelly Moore stock brand paints. The selected color scheme must be different from immediately adjacent properties. Substitution of colors within an individual scheme is not allowed. The original developer paint color schemes have been discontinued and may no longer be used.

All of the available color schemes are included in the CANTAMAR Paint Book including color samples. CANTAMAR requires that homeowners select from the approved color palettes. Homeowners may choose from any of these approved color schemes, except as noted. Color Paint Books are on file with CHBI and may be viewed at the CHBI office during regular business hours. The color palettes are based upon a single manufacturer's available paint selections. Homeowners may purchase from this manufacturer or may have the approved colors matched by another paint manufacturer. All color matching must exactly match the approved paint colors.

The color schemes are specific to main house body, siding, trim, fascias and accents, and may only be used where indicated in the palette.

Garage doors may be painted the house body color, the trim color or the accent color indicated within a given color palette only. The garage must be painted one (1) color only.

All vents, gutters, downspouts, diverters, meter boxes and utility devices, doors or enclosures shall be painted to match the color to which they are attached or adjacent. These items must be painted with house paint even if they come pre-finished from the manufacturer.

All exposed metal flashing must be painted with the same paint color as the trim and fascia, or main house body color. These items must be painted with house paint even if they come pre-finished from the manufacturer.

All exposed metal flues, roof jacks, skylight frames, vent pipes and other similar items shall be painted to match the color of the roof.

Front entry doors may be painted as indicated in the color palette within the selected CANTAMAR color scheme. Any color scheme must be applied in accordance with the above guidelines and the CHBI "Rules and Standards."

No changes are permitted after the color scheme has been approved unless such changes are resubmitted and approved.

.

Paint Gloss Categories


	Flat (<3% sheen)	Low Sheen (5-10% sheen)	Eggshell (10-15% sheen)	Satin (30-35% sheen)
House Body	✓			
Siding	✓			
Trim		✓	✓	✓
Accent		✓		✓

SUGGESTIONS FOR PAINT PREPARATION AND REPAINTING THE EXTERIOR OF YOUR HOME

1. Power-wash house exterior to remove loose paint and dirt;
2. Caulk and prepare exterior, remove all chipped paint, and reset popped nails, sand the siding and trim if necessary to create a smooth painting surface;
3. The primer paint should be oil-based. Ask your painter for advice.
4. Pipes, sheet metal vents and other miscellaneous metal elements on the roof shall be painted with a rust-retardant undercoat with a final paint coat in a color to match the roof color.
5. Owners are required to paint the raw metal of the security alarm boxes (leaving only the decal area unpainted) to match the surface to which it is attached.

Cantamar HOA

Scheme 1



Trim: KMW23 Bechamel

The color palette consists of five color swatches arranged vertically on the left side of the page. From top to bottom, they are: a light cream color, a deep burgundy red, a dark olive green, a dark charcoal grey, and a dark grey-blue. To the right of these swatches is a large, solid rectangular block of a medium taupe color. Each color swatch has its name and code printed in the bottom left corner.

Accent 1: HLS4234 Victoria Red

Accent 2: KM4811 Hayden Valley

Accent 3: KM4896 Stone Hearth


Siding: KM4943 Subway

*Accent Color Options: pick one - optional
Actual colors may vary slightly from printed renderings.
9/5/2022

KELLY-MOORE® PAINTS

Cantamar HOA

Scheme 2



Trim: HLS4201 Adobe White

The color palette is presented in two columns. The left column contains four horizontal color swatches: a light beige for trim, a dark charcoal grey for accent 1, a dark burgundy for accent 2, and a medium tan for accent 3. The right column is a single, large vertical swatch of a muted taupe color for siding.

Accent 1: KM4952 Pompeii Ruins

Accent 2: KMA49 Fruit Yard

Accent 3: KM4684 Aloof Lama

Siding: KM4600 Afternoon Tea

*Accent Color Options: pick one - optional
Actual colors may vary slightly from printed renderings.
9/5/2022

KELLY-MOORE® PAINTS

Cantamar HOA

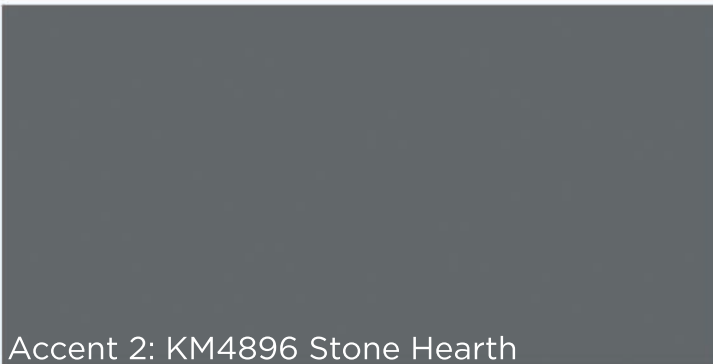
Scheme 3



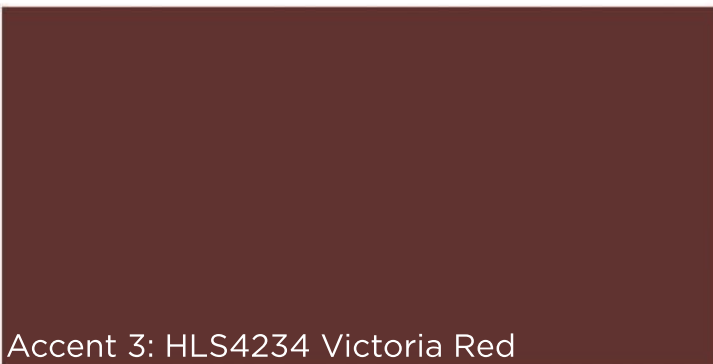
Trim: 23 Swiss Coffee



Accent 1: KM4847 Mississippi River



Accent 2: KM4896 Stone Hearth



Accent 3: HLS4234 Victoria Red



Siding: KM4894 Cave Painting

*Accent Color Options: pick one - optional
Actual colors may vary slightly from printed renderings.
9/5/2022


KELLY-MOORE® PAINTS

Cantamar HOA


Scheme 4



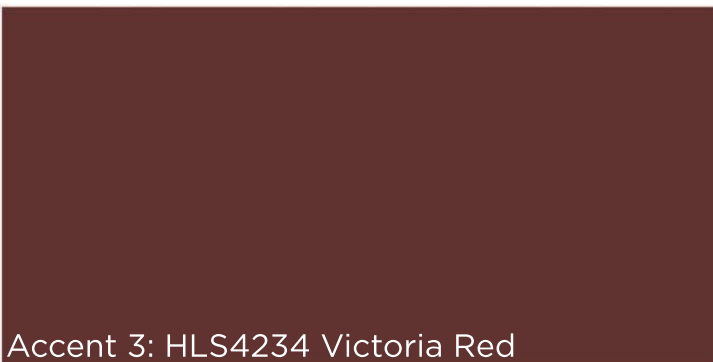
Trim: 23 Swiss Coffee



Accent 1: KM4896 Stone Hearth



Accent 2: KM4811 Hayden Valley



Accent 3: HLS4234 Victoria Red




Siding: KM4558 Quick Sand

*Accent Color Options: pick one - optional
Actual colors may vary slightly from printed renderings.
9/5/2022

KELLY-MOORE® PAINTS

Cantamar HOA

Scheme 5



Trim: KM5743 Moss Beach

The image displays a color palette for 'Cantamar HOA Scheme 5'. It features four vertical color swatches on the left side, each with a label. From top to bottom, the swatches are: a dark olive green labeled 'Trim: KM5743 Moss Beach', a medium sage green labeled 'Accent 1: HLS4218 Coronado Moss', a dark burgundy labeled 'Accent 2: KMA49 Fruit Yard', and a brown labeled 'Accent 3: KM4610 Texas Boots'. To the right of these swatches is a large, vertical rectangular area of a light cream color, labeled 'Siding: KMW23 Bechamel' at the bottom right.

Accent 1: HLS4218 Coronado Moss

Accent 2: KMA49 Fruit Yard

Accent 3: KM4610 Texas Boots


Siding: KMW23 Bechamel

*Accent Color Options: pick one - optional
Actual colors may vary slightly from printed renderings.
9/5/2022

KELLY-MOORE® PAINTS

Cantamar HOA

Scheme 6



Trim: KMW23 Bechamel

The image displays a color palette for 'Cantamar HOA Scheme 6'. It features a large vertical rectangle on the right representing the siding color, 'KM4790 Venetian Wall', in a muted taupe. To the left of this are four horizontal rectangles representing accent and trim colors. From top to bottom, they are: 'KMW23 Bechamel' (a light cream), 'KM4811 Hayden Valley' (a dark charcoal), 'HLS4234 Victoria Red' (a deep burgundy), and 'KM4684 Aloof Lama' (a warm tan). Each color name is printed in the bottom-left corner of its respective rectangle.

Accent 1: KM4811 Hayden Valley

Accent 2: HLS4234 Victoria Red

Accent 3: KM4684 Aloof Lama

Siding: KM4790 Venetian Wall

*Accent Color Options: pick one - optional
Actual colors may vary slightly from printed renderings.
9/5/2022

KELLY-MOORE® PAINTS

Cantamar HOA

Scheme 7

Trim: KMW23 Bechamel

Accent 1: KM4673 Birch Forest

Accent 2: KM4610 Texas Boots

Accent 3: HLS4234 Victoria Red

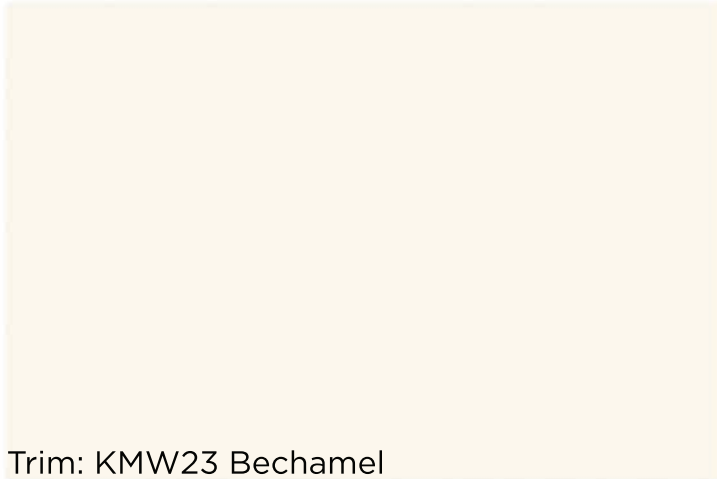
Siding: KM4671 Emperor's Gold

*Accent Color Options: pick one - optional
Actual colors may vary slightly from printed renderings.
9/5/2022

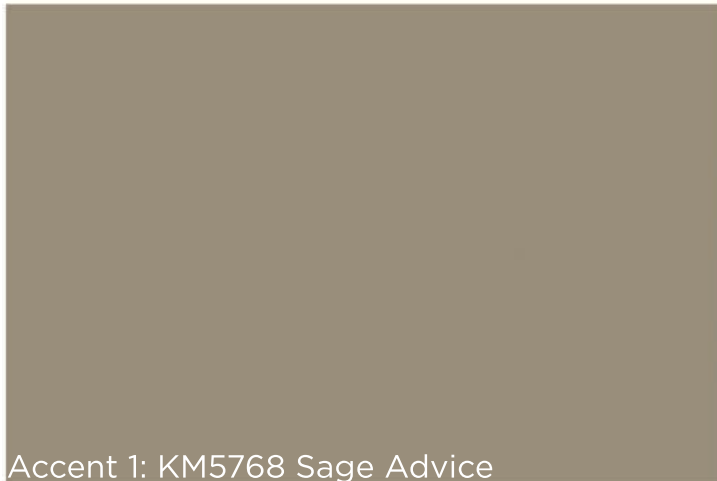
KELLY-MOORE® PAINTS

Cantamar HOA

Scheme 8



Trim: KMW23 Bechamel



Accent 1: KM5768 Sage Advice



Accent 2: HLS4218 Coronado Moss




Siding: KM4684 Aloof Lama

*Accent Color Options: pick one - optional
Actual colors may vary slightly from printed renderings.
9/5/2022

KELLY-MOORE® PAINTS

Cantamar HOA

Scheme 9



Trim: HLS4201 Adobe White

Accent 1: KMA49 Fruit Yard

Accent 2: KM4610 Texas Boots

Accent 3: KM4847 Mississippi River


Siding: KM5705 Pioneer Village

*Accent Color Options: pick one - optional
Actual colors may vary slightly from printed renderings.
9/5/2022

KELLY-MOORE® PAINTS

Cantamar HOA

Scheme 10



Trim: 23 Swiss Coffee

Accent 1: KM4610 Texas Boots

Accent 2: KM4896 Stone Hearth

Accent 3: KM4684 Aloof Lama

Siding: KM4608 Earthly Delight

*Accent Color Options: pick one - optional
Actual colors may vary slightly from printed renderings.
9/5/2022

KELLY-MOORE® PAINTS