


CLIPPER COVE PAINT PALETTE

You may use any brand of paint as long as it matches the color associated with the Kelly Moore paint identification number listed. The color depicted on your screen or printed from your printer is an inaccurate representation of the approved color. Colors that do not match the Kelly Moore color as reflected in the paint identification number are not approved and will be considered a violation of the paint application. CHBIOA is not responsible for inaccurate color choices. Please visit your local paint store to request and compare paint chips, brush outs, and/or samples of paint colors with the approved Kelly Moore colors.

*EXTERIOR COLORS
ADOPTED 2022*



Clipper Cove
Owners' Association
3195 Mecartney Road
Alameda, California 94502
(510) 865-3363

CLIPPER COVE ARCHITECTURAL PAINTING REVISIONS AND ADDITIONS

Painting: The Community of Clipper Cove values the richness and diversity of its visual architecture, as expressed through landscaping and home painting. Homeowners are strongly encouraged to select a paint scheme from the Paint Palette. **However, homeowners may submit alternative paint schemes in their architectural applications, which will be subject to approval of the Project Architecture Committee, comprised of neighbors in the community.**

You are also encouraged to consider the visual texture of your entire neighborhood when making a paint selection and attempt to maintain both continuity and diversity on your street as a whole. By maintaining high community standards for the appearance of our homes, every property owner's investment is protected and enhanced.

Prior to commencing work, you must submit an Architectural Application to the Community and specify the color scheme number, the paint color name and number for each color to be used.

You may use any brand of paint provided the other paint brand colors match the Kelly-Moore (Siding, Trim and Accent) and Sherwin William (stains for wood shingle siding only) Paint Palette colors. All full-service paint brand stores can custom mix colors to match the Paint Palette's colors. ***If another brand of paint is to be used, you must provide two paint chips for each color proposed, designating which is for siding, trim, and accent, and stating the paint brand name. Please state on your Architectural Application that color scheme you propose to use on your home.*** The Clipper Cove Architectural Committee (PAC) and the Community of Harbor Bay Isle Architectural Committee (CAC) must approve your Architectural Application **before** painting your home.

The Clipper Cove Board of Directors approved the most-recent Exterior House Paint Palette in July 2022. Each of the 20 color schemes for non wood shingle houses has two choices of colors for trim and three choices for accents. You may choose one accent color from among the three accent colors in each color scheme. For natural wood shingle houses, there are five colors for the main area and three trim options; any of the trim options can be used for front doors that are

not visible or minimally visible from the street. There should be significant contrast between the siding and trim colors.

You must use at least 2 but not more than 3 colors on your home. All 3 colors must be selected from a single paint palette color scheme. You also may apply to repaint the same color scheme as originally applied to the dwelling by the developer or otherwise. If the original or current color scheme is not in our color palette, you must supply paint chips, the paint brand, color name/number with the architectural application, and the application will be processed as an exception, according to the procedures specified below. When submitting your architectural application, you may submit a proposal for Board and architectural committee consideration of a desired change from Clipper Cove's approved Paint Palette.

The following categories of colors are defined for the various elements of your home:

<u>Siding Colors:</u>	The siding or largest surface area of your home; including downspouts.
<u>Trim Colors:</u>	The trim such as eaves, gutters, shutters, mock-louvers, and trim around doors and windows, chimneys. Front doors may be painted with the trim or the accent color.
<u>Accent Colors:</u>	The optional colors intended for the front doors, shutters, and plantons (1 inch wide strip on the fascia along the roof cave.)

Areas of color use:

1. You may paint your home using two or three colors from a scheme.
2. Except for entry doors, flat, low sheen or satin finish paint shall be used.
3. Front entry doors may be painted or stained. If painted, front doors shall be painted with eggshell or semi-gloss enamel using one color. You must use the Siding, Trim, or the Accent color.
4. Homeowners are encouraged to paint garage doors with only one color.
5. All vents, diverters, meter boxes, utility doors, trellises, or additions to exteriors (if painted) shall be painted to match the adjacent surface. The gutters and downspouts on houses with wood shingle siding may be painted the trim color. Pipes and sheet metal vents that protrude through the roof and other miscellaneous metal elements on the roof shall be painted to match the weathered roofing material color as required by the Community Architectural Committee for all homes in Harbor Bay Isle.

6. For houses having wood shingle siding, please refer to the Paint Palette section covering compatible trim and accent colors for use on these homes.
7. Wrought iron gates and other exterior miscellaneous metals, such as wrought iron fences, shall be painted black, or another color approved by the architectural committee.
8. Pipes, sheet metal vents, and other miscellaneous metal elements on the roof should be painted with a rust-retardant undercoat with a final paint coat in a color to match the roof color. Owners are urged to paint the raw metal of security alarm boxes (leaving only the decal area unpainted) to match the surface to which it is attached.

Procedure for Exceptions to Paint Palette

In order for the CCV Board to consider an exception (paint not consistent with approved Palette) the applicant must complete the following, and notify the Association Manager, at least 10 days prior to the date when the exception is to be discussed:

- Applicant must provide at least two “hard copy” original (i.e., from paint vendor) paint chips showing each of the colors proposed (siding, trim and accent). Photocopies or electronic versions are not acceptable because these often do not accurately reflect the actual colors.
- In addition, Applicant must have samples of the proposed exception colors applied either on the Applicant’s house or on separate boards which are displayed at the house to illustrate how the paint will actually look. Sample areas must be at least 2 x 2 feet if painted on siding or at least 2 feet long if painted on trim. (Painting proposed accent colors on front door is not required but should be painted on separate board.) Samples if painted on house shall be on street face or otherwise located to represent typical sun/shade conditions on street frontage. Prior to painting any sample areas, Applicant may consult association manager or any board member as to appropriate location(s). If sample painted areas are not accessible from street applicant must provide reasonable daytime access so sample areas can be viewed by board members. Applicants may seek advice from the CCV board as to appropriateness of color(s) prior to actually painting sample color areas.

(NOTE: Current CCV Board strongly discourages any painting of brick areas, and no sample colors shall be applied to any exterior brick areas.)

Applicants are strongly encouraged to contact adjacent neighbors regarding proposed paint exceptions and to provide Board with neighbors’ opinions on proposed paint colors.


-In considering applications for paint exceptions, Board members shall be guided by the following:

- General consistency with the overall appearance of the Clipper Cove community, especially houses in the immediate vicinity of the Applicant’s property.
- Paint schemes should be reasonably distinct from homes immediately adjacent on the street, although exceptions may be considered when an Applicant is proposing to repaint house in existing colors).
- Trim colors that are distinct/in contrast with main siding colors are strongly preferred.

Clipper Cove

Palette Book

Scheme 1



Trim 1: KM4599 Fossil

Trim 2: 23 Swiss Coffee

Accent 1: KM5072 Jasper Park

Accent 2: KM4470 Walnut Grove


Accent 3: 417 Oxford Brown

Siding Body: HLS4217 Limbert Leather

Clipper Cove

Palette Book

Scheme 2

The image displays a color palette for 'Clipper Cove Scheme 2'. It features a large vertical rectangle on the right side, colored in a medium brown shade labeled 'Siding Body: HLS4276 Clippership Twill'. To the left of this rectangle are four horizontal color swatches, each with a label. From top to bottom, these are: 'Trim 1: KM4599 Fossil' (a light beige), 'Trim 2: 23 Swiss Coffee' (a very light cream), 'Accent 1: KM5072 Jasper Park' (a dark teal), and 'Accent 2: KM4470 Walnut Grove' (a dark burgundy). Below these four swatches is a fifth horizontal swatch, 'Accent 3: 417 Oxford Brown' (a dark chocolate brown).

Trim 1: KM4599 Fossil

Trim 2: 23 Swiss Coffee

Accent 1: KM5072 Jasper Park

Accent 2: KM4470 Walnut Grove

Accent 3: 417 Oxford Brown

Siding Body: HLS4276 Clippership Twill

Clipper Cove

Palette Book

Scheme 3



Trim 1: KM4940 Greybeard

Trim 2: KMW51 Whale Bone

Accent 1: KM4946 Seaweed Wrap

Accent 2: 159 Sequoia Redwood


Accent 3: 306 Night Sky

Siding Body: KM4943 Subway

Clipper Cove

Palette Book

Scheme 4



Trim 1: KM4583 Canvas Cloth

The image displays a color palette for 'Clipper Cove Scheme 4'. It features a large vertical rectangle of 'Siding Body: HLS4292 Mercer Charcoal' on the right. To its left are four horizontal color swatches: 'Trim 1: KM4583 Canvas Cloth' (light beige), 'Trim 2: KMW30 Light Frost' (pale yellow), 'Accent 1: 306 Night Sky' (dark blue-grey), and 'Accent 2: 159 Sequoia Redwood' (dark red). Below these is another horizontal swatch, 'Accent 3: 417 Oxford Brown' (dark brown). The text labels are positioned at the bottom of each corresponding color block.

Trim 2: KMW30 Light Frost

Accent 1: 306 Night Sky

Accent 2: 159 Sequoia Redwood

Accent 3: 417 Oxford Brown

Siding Body: HLS4292 Mercer Charcoal

Clipper Cove

Palette Book

Scheme 5



Trim 1: KM5819 Rotunda White

The image displays a color palette for 'Clipper Cove Scheme 5'. It features a large vertical rectangle of 'Siding Body: HLS4265 Scatman Blue' on the right. To its left are four horizontal color swatches: 'Trim 1: KM5819 Rotunda White' (light beige), 'Trim 2: KMW50 Apollo Landing' (off-white), 'Accent 1: KM4841 Theatre Dress' (dark teal), and 'Accent 2: KM4470 Walnut Grove' (dark red). Below these is a fifth swatch, 'Accent 3: HLS4227 Steiglitz Fog' (dark blue-grey).

Trim 2: KMW50 Apollo Landing

Accent 1: KM4841 Theatre Dress

Accent 2: KM4470 Walnut Grove

Accent 3: HLS4227 Steiglitz Fog

Siding Body: HLS4265 Scatman Blue

Clipper Cove

Palette Book

Scheme 6



Trim 1: KMW56 Orca White

The image displays a color palette for 'Clipper Cove Scheme 6'. It features a large vertical rectangle of 'Siding Body: KM5810 London Square' in a muted blue-grey. To the left of this rectangle are four horizontal color swatches. From top to bottom, they are: 'Trim 1: KMW56 Orca White' (a light beige), 'Trim 2: KMW57 Cloud White' (a very light grey), 'Accent 1: KM5812 Winter Solstice' (a dark charcoal grey), and 'Accent 2: 159 Sequoia Redwood' (a deep red). Below the redwood swatch is another dark charcoal grey swatch labeled 'Accent 3: 306 Night Sky'. The text labels are positioned to the left of their respective color swatches.

Trim 2: KMW57 Cloud White

Accent 1: KM5812 Winter Solstice

Accent 2: 159 Sequoia Redwood

Accent 3: 306 Night Sky

Siding Body: KM5810 London Square

Clipper Cove

Palette Book

Scheme 7



Trim 1: KM5819 Rotunda White

The image displays a color palette for 'Clipper Cove Scheme 7'. It features a large vertical rectangle on the right side, colored in a muted blue-grey, labeled 'Siding Body: KM5805 Bay Wharf'. To the left of this rectangle are four horizontal color swatches. From top to bottom, they are: a light beige labeled 'Trim 1: KM5819 Rotunda White', a light cream labeled 'Trim 2: KMW50 Apollo Landing', a dark navy blue labeled 'Accent 1: KM4841 Theatre Dress', and a dark red labeled 'Accent 2: KM4470 Walnut Grove'. Below the dark red swatch is another dark navy blue swatch labeled 'Accent 3: KMA28 Bay Isle Pointe'.

Trim 2: KMW50 Apollo Landing

Accent 1: KM4841 Theatre Dress

Accent 2: KM4470 Walnut Grove


Accent 3: KMA28 Bay Isle Pointe

Siding Body: KM5805 Bay Wharf

Clipper Cove

Palette Book


Scheme 8



Clipper Cove

Palette Book

Scheme 9



Trim 1: KM4599 Fossil

The image displays a color palette for 'Clipper Cove Scheme 9'. It features a large vertical rectangle on the right representing the 'Siding Body' color, KM5741 Cricket's Cross, which is a muted taupe. To the left of this rectangle are four horizontal color swatches. From top to bottom, they are: 'Trim 1: KM4599 Fossil' (a light beige), 'Trim 2: 23 Swiss Coffee' (a very light cream), 'Accent 1: KM5744 Pinebrook' (a dark sage green), and 'Accent 2: 159 Sequoia Redwood' (a deep burgundy). Below the redwood swatch is another dark brown swatch labeled 'Accent 3: 417 Oxford Brown'. The text labels are positioned to the left of their respective color swatches.

Trim 2: 23 Swiss Coffee

Accent 1: KM5744 Pinebrook

Accent 2: 159 Sequoia Redwood


Accent 3: 417 Oxford Brown

Siding Body: KM5741 Cricket's Cross

Clipper Cove

Palette Book

Scheme 10



Trim 1: KM5773 Raw Sugar

Trim 2: KMW30 Light Frost

Accent 1: HLS4290 Greene & Greene

Accent 2: 159 Sequoia Redwood

Accent 3: 417 Oxford Brown

Siding Body: KM5779 Eagle's Meadow

Clipper Cove

Palette Book

Scheme 11



Trim 1: KM4877 Night White

The image displays a color palette for 'Clipper Cove Scheme 11'. It features a large vertical rectangle on the right representing the 'Siding Body' color, 'KM4880 Thunder Storm', which is a muted blue-grey. To the left of this rectangle are four horizontal color swatches. From top to bottom, they are: 'Trim 1: KM4877 Night White' (a light cream), 'Trim 2: KMW50 Apollo Landing' (a slightly darker cream), 'Accent 1: KM4883 Black Cat' (a dark charcoal), and 'Accent 2: 159 Sequoia Redwood' (a deep red). Below the redwood swatch is another horizontal swatch, 'Accent 3: 306 Night Sky' (a dark slate blue). The text labels for each color are positioned to the left of their respective swatches.

Trim 2: KMW50 Apollo Landing

Accent 1: KM4883 Black Cat

Accent 2: 159 Sequoia Redwood

Accent 3: 306 Night Sky

Siding Body: KM4880 Thunder Storm

Clipper Cove

Palette Book

Scheme 12



Trim 1: KM4905 Hush Gray

The image displays a color palette for 'Clipper Cove Scheme 12'. It features a large vertical rectangle of 'Siding Body: KM4858 Horizon Gray' on the right. To its left are four horizontal color swatches: 'Trim 1: KM4905 Hush Gray' (light beige), 'Trim 2: KMW51 Whale Bone' (light gray), 'Accent 1: KM4862 Old School' (dark charcoal), and 'Accent 2: 159 Sequoia Redwood' (dark red). Below these is a fifth swatch, 'Accent 3: 306 Night Sky' (dark blue-gray). The text labels are positioned to the left of their respective color swatches.

Trim 2: KMW51 Whale Bone

Accent 1: KM4862 Old School

Accent 2: 159 Sequoia Redwood

Accent 3: 306 Night Sky

Siding Body: KM4858 Horizon Gray

Clipper Cove

Palette Book

Scheme 13



Trim 1: KM4905 Hush Gray

The image displays a color palette for 'Clipper Cove Scheme 13'. It features a large vertical rectangle on the right representing the 'Siding Body' color, KM4901 Hugh's Hue, which is a medium gray. To the left of this rectangle are four horizontal color swatches, each with a label. From top to bottom, these are: 'Trim 1: KM4905 Hush Gray' (a light beige), 'Trim 2: KMW51 Whale Bone' (a very light gray), 'Accent 1: KM4903 Zinc Dust' (a dark charcoal gray), and 'Accent 2: 159 Sequoia Redwood' (a deep red). Below these is another horizontal swatch, 'Accent 3: HLS4227 Steiglitz Fog' (a dark navy blue). The 'Siding Body' label is positioned at the bottom right of the large gray rectangle.

Trim 2: KMW51 Whale Bone

Accent 1: KM4903 Zinc Dust

Accent 2: 159 Sequoia Redwood


Accent 3: HLS4227 Steiglitz Fog

Siding Body: KM4901 Hugh's Hue

Clipper Cove

Palette Book

Scheme 14



Trim 1: KM4898 Slow Perch

The image displays a color palette for 'Clipper Cove Scheme 14'. It features a large vertical rectangle on the right representing the 'Siding Body' color, KM4902 Mt. Rushmore, which is a medium gray. To the left of this rectangle are four horizontal color swatches, each with a label. From top to bottom, these are: 'Trim 1: KM4898 Slow Perch' (a light beige), 'Trim 2: KMW51 Whale Bone' (a very light gray), 'Accent 1: KM4904 Balsamic Reduction' (a dark brown), and 'Accent 2: 159 Sequoia Redwood' (a deep red). Below these is another horizontal swatch, 'Accent 3: 306 Night Sky' (a dark blue-gray). The labels are positioned to the left of their respective swatches.

Trim 2: KMW51 Whale Bone

Accent 1: KM4904 Balsamic Reduction

Accent 2: 159 Sequoia Redwood


Accent 3: 306 Night Sky

Siding Body: KM4902 Mt. Rushmore

Clipper Cove

Palette Book

Scheme 15



Clipper Cove

Palette Book

Scheme 16



Trim 1: 23 Swiss Coffee

The image displays a color palette for 'Clipper Cove Scheme 16'. It features a large vertical rectangle of 'Siding Body: HLS4233 Voysey Gray' on the right. To its left are four horizontal color swatches: 'Trim 1: 23 Swiss Coffee' (off-white), 'Trim 2: KMW28 Clam' (light beige), 'Accent 1: HLS4227 Steiglitz Fog' (dark blue), and 'Accent 2: 159 Sequoia Redwood' (dark red). Below these is another horizontal swatch, 'Accent 3: KMA61 Sherwood Forest' (dark olive green). The text labels are positioned to the left of their respective color swatches.

Trim 2: KMW28 Clam

Accent 1: HLS4227 Steiglitz Fog

Accent 2: 159 Sequoia Redwood


Accent 3: KMA61 Sherwood Forest

Siding Body: HLS4233 Voysey Gray

Clipper Cove

Palette Book

Scheme 17



Trim 1: 14 Frost

The image displays a color palette for 'Clipper Cove Scheme 17'. It features a large vertical rectangle on the right representing the 'Siding Body' color, 'HLS4259 Hanover Pewter', which is a muted, earthy taupe. To the left of this rectangle are four horizontal color swatches, each with a label. From top to bottom, these are: 'Trim 1: 14 Frost' (a pale yellow), 'Trim 2: KMW28 Clam' (a light beige), 'Accent 1: HLS4221 Ruskin Bronze' (a dark, muted brown), and 'Accent 2: KMA69 Roasted Kona' (a deep, dark brown). Below these four swatches is a fifth horizontal swatch, 'Accent 3: KMA89 Black Oak' (a very dark, charcoal grey). The labels for the accent colors are positioned at the bottom left of their respective swatches.

Trim 2: KMW28 Clam

Accent 1: HLS4221 Ruskin Bronze

Accent 2: KMA69 Roasted Kona

Accent 3: KMA89 Black Oak

Siding Body: HLS4259 Hanover Pewter

Clipper Cove

Palette Book

Scheme 18



Trim 1: KMW28 Clam

The image displays a color palette for 'Clipper Cove Scheme 18'. It features a large vertical rectangle on the right representing the 'Siding Body' color, 'KM4839 Castaway Cove', which is a muted teal. To the left of this rectangle are four horizontal color swatches. From top to bottom, they are: 'Trim 1: KMW28 Clam' (a light beige), 'Trim 2: 23 Swiss Coffee' (a light cream), 'Accent 1: KM4841 Theatre Dress' (a dark forest green), and 'Accent 2: HLS4221 Ruskin Bronze' (a dark brown). Below these four swatches is a fifth horizontal swatch, 'Accent 3: KM5072 Jasper Park' (a medium-dark teal). The text labels for each color are positioned to the left of their respective swatches.

Trim 2: 23 Swiss Coffee

Accent 1: KM4841 Theatre Dress

Accent 2: HLS4221 Ruskin Bronze


Accent 3: KM5072 Jasper Park

Siding Body: KM4839 Castaway Cove

Clipper Cove

Palette Book

Scheme 19



Trim 1: KM4583 Canvas Cloth

Trim 2: 23 Swiss Coffee

Accent 1: KM4582 Beaver Pelt

Accent 2: KM4840 Aventurine

Accent 3: 159 Sequoia Redwood

Siding Body: KM4586 Abbey Road

Clipper Cove

Palette Book

Scheme 20



Trim 1: 41 Snip of Tanin

The image displays a color palette for 'Clipper Cove Scheme 20'. It features a large vertical rectangle on the right side, colored 'Siding Body: KM5796 Even Evan', which is a medium brown. To the left of this rectangle are four horizontal color swatches. From top to bottom, they are: 'Trim 1: 41 Snip of Tanin' (a light tan), 'Trim 2: 23 Swiss Coffee' (a very light cream), 'Accent 1: 417 Oxford brown' (a dark brown), and 'Accent 2: KM5744 Pine Brook' (a dark green). Below these is another horizontal swatch, 'Accent 3: 159 Sequoia Redwood' (a dark red), which is partially cut off at the bottom. The text labels for each color are placed to the left of their respective swatches.

Trim 2: 23 Swiss Coffee

Accent 1: 417 Oxford brown

Accent 2: KM5744 Pine Brook

Accent 3: 159 Sequoia Redwood

Siding Body: KM5796 Even Evan

Clipper Cove

Palette Book

Scheme 21



Clipper Cove

Palette Book

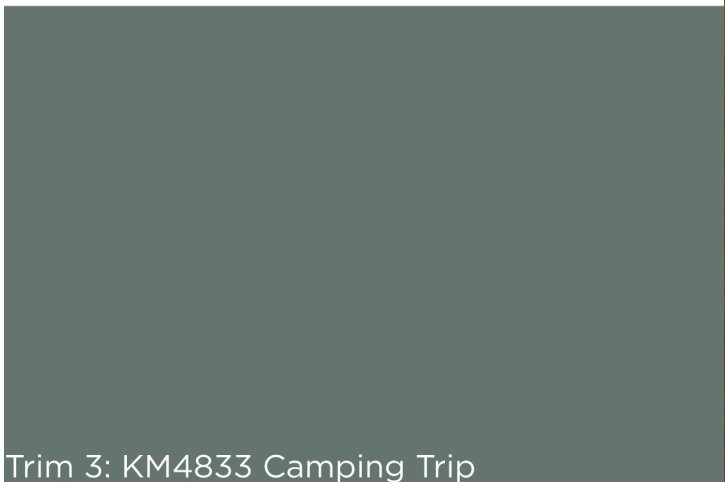
Scheme 22



Trim 1: KM4994 Silver Blueberry



Trim 2: 305 Ironwood



Trim 3: KM4833 Camping Trip



Siding: SW3532 Hill Country

Clipper Cove

Palette Book

Scheme 23



Trim 1: KM4941 City Dweller



Trim 2: KM5805 Bay Wharf



Trim 3: KM4840 Aventurine

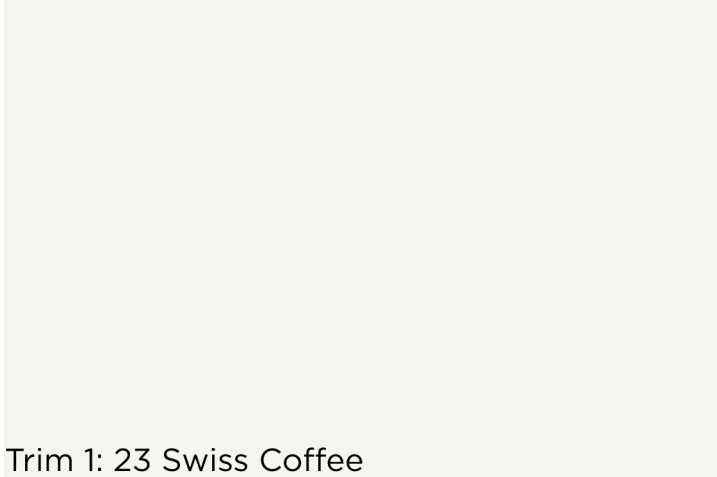


Siding: SW3533 Leeward

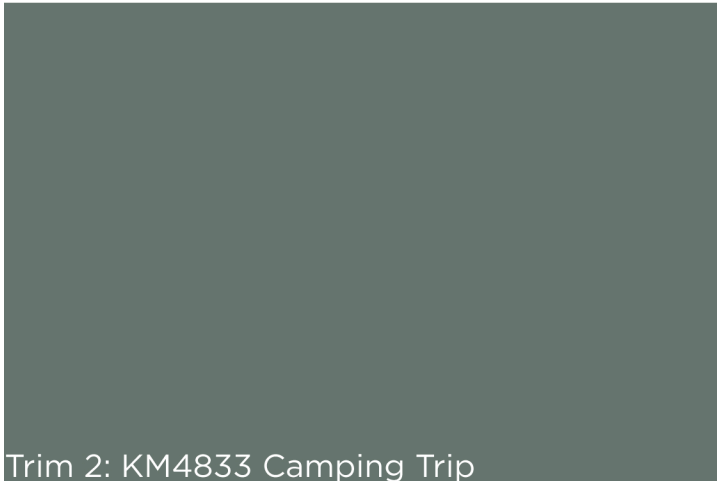
Clipper Cove

Palette Book

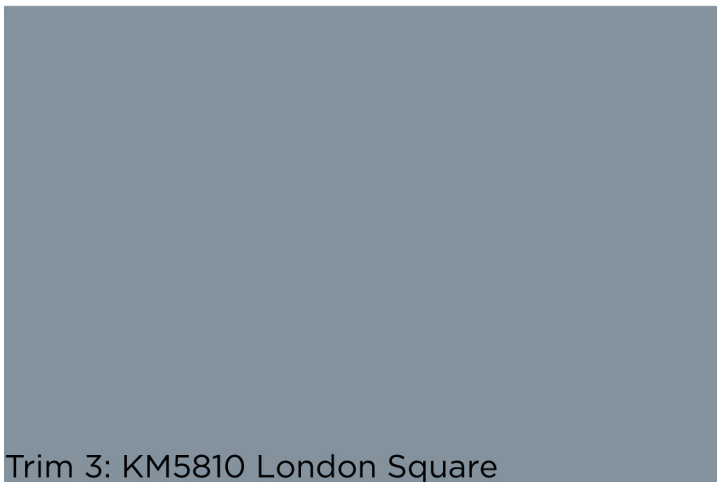
Scheme 24



Trim 1: 23 Swiss Coffee



Trim 2: KM4833 Camping Trip



Trim 3: KM5810 London Square



Siding: SW3540 Mountain Ash

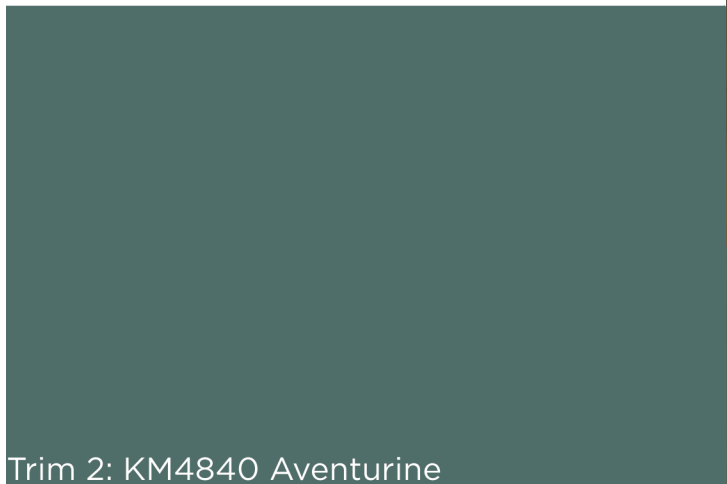
Clipper Cove

Palette Book

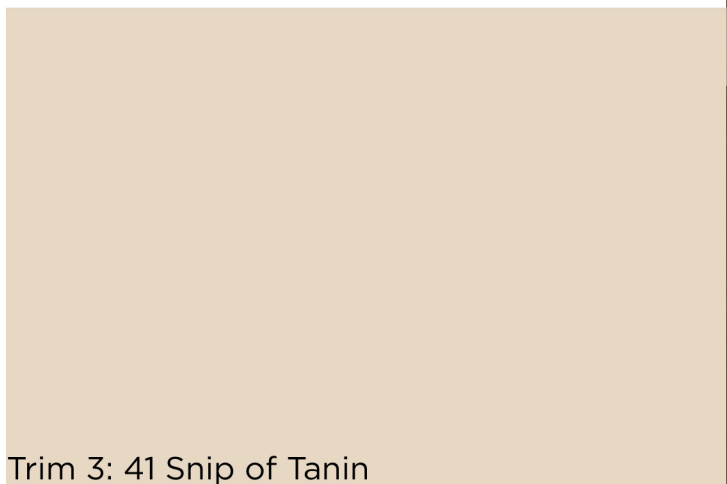
Scheme 25




Trim 1: KM4874 Oyster Bay



Trim 2: KM4840 Aventurine



Trim 3: 41 Snip of Tanin



Siding: SW3541 Harbor Mist