

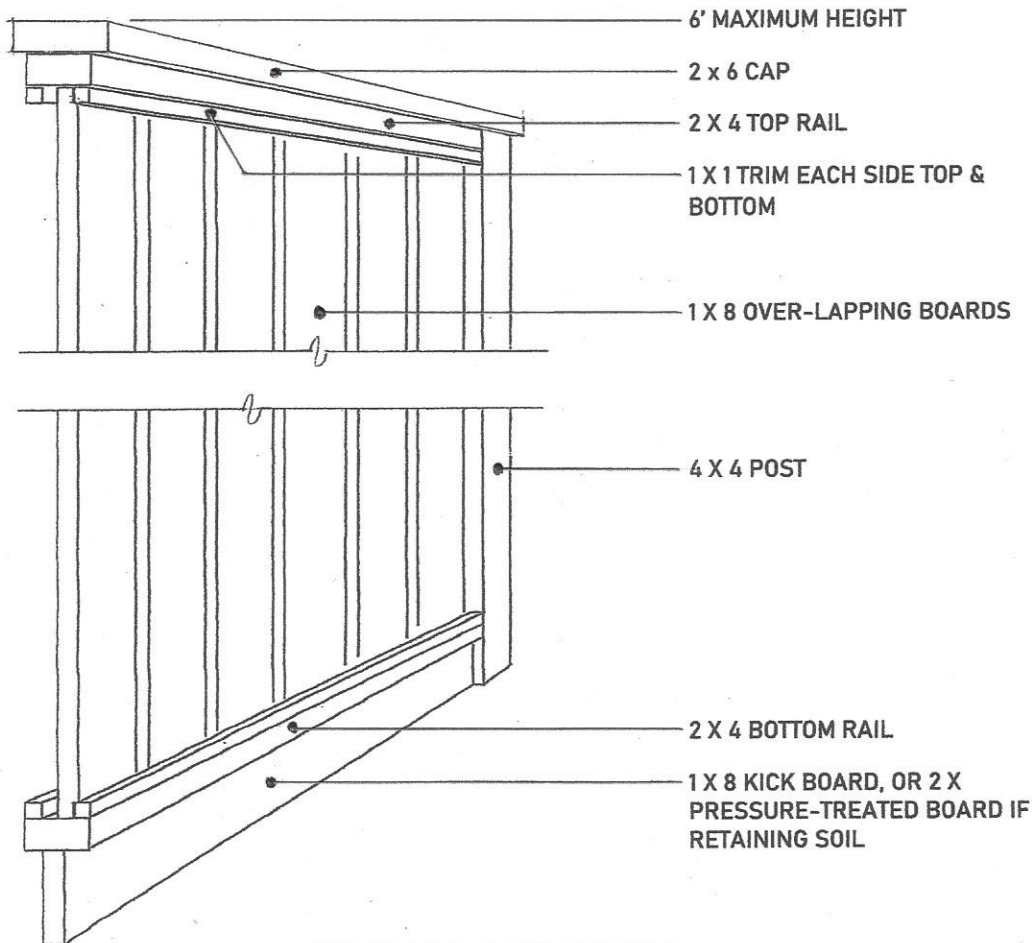
EXHIBIT "G"

Standard Fences & Gates

General Requirements

Fences and gates may be constructed of either rough Con-heart Redwood or Western Red Cedar, and must match the original developer fence installation as to materials, design, location and size.

- Fence posts and kick boards retaining soil may be brown-tone pressure-treated lumber.
- Fences and gates shall not be painted or stained, but must be allowed to weather naturally or be sealed with a clear non-gloss sealer.
- Gates may be modified from the original developer-installed design, and will be considered on a case-by-case basis.
- New fences shall *not* be attached to a neighbor's zero-lot-line wall to eliminate vibrations from gates, and sound transmission between fence-connected walls. See Exhibit "G-1" – Fence Detail at Zero-Lot-Line Walls.



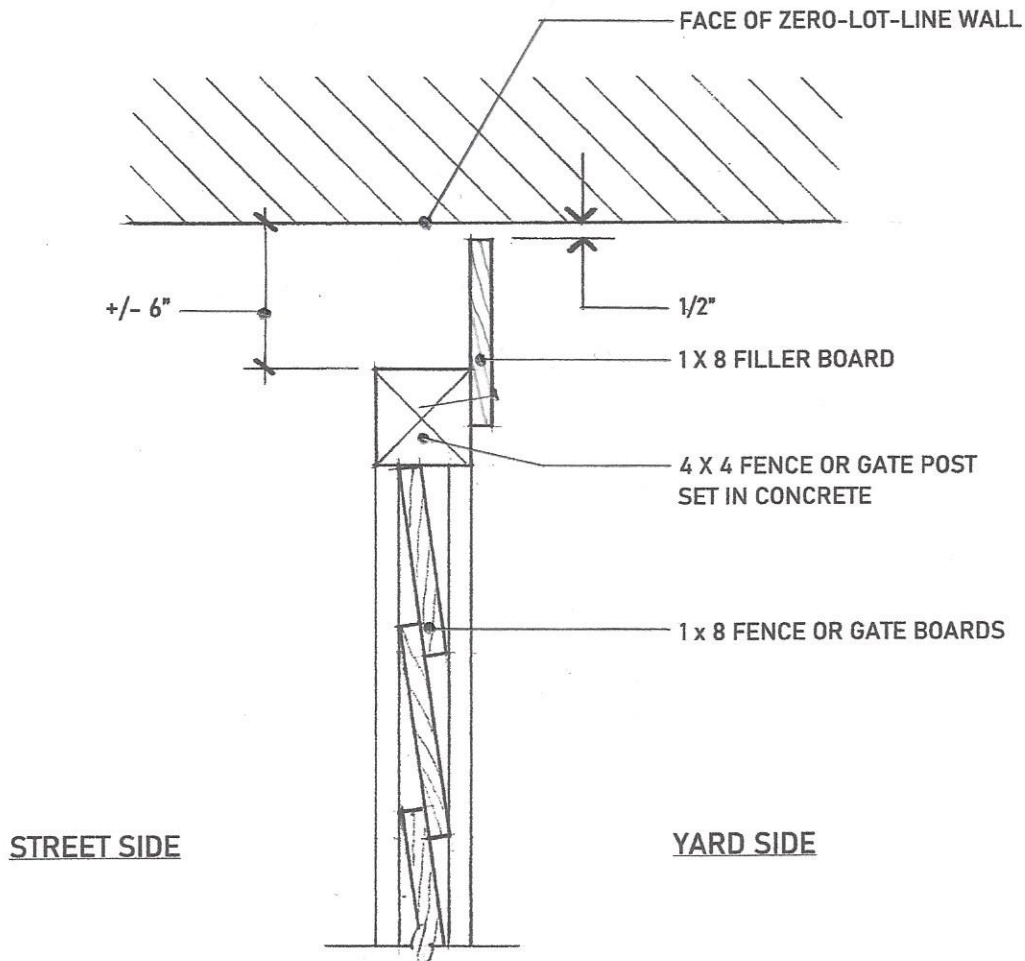
STANDARD FENCE DETAIL

EXHIBIT "G-1"

Fence Detail at Zero-Lot-Line Walls

General Requirements

New fences shall *not* be attached to a neighbor's zero-lot-line wall to eliminate vibrations from gates, and sound transmission between fence-connected walls, regardless of whether existing fences to be replaced are currently attached to these walls. An approximate 1/2" gap shall be provided between the new fence and existing zero-lot-line wall.



FENCE-TO-WALL DETAIL
(Zero-Lot-Line Walls)

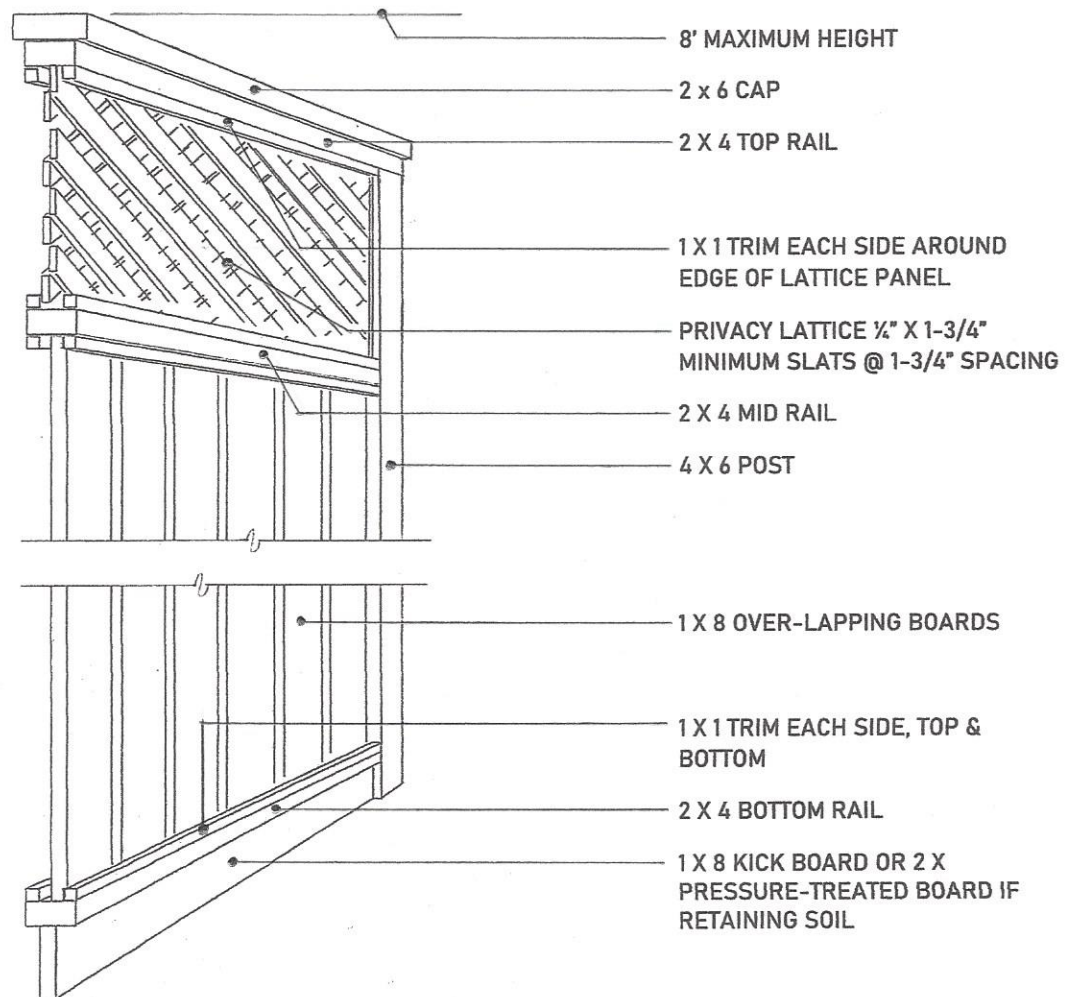
EXHIBIT "H"

Fences with Lattice Extensions

General Requirements

Fences with extensions may be constructed of either rough Con-heart Redwood or Western Red Cedar, and must match the original developer fence installation as to materials, design, location and size. The top of the lattice extension shall not exceed 8 feet above the lowest grade on either side of the fence per City of Alameda requirements.

- Fence extensions must be constructed with a *new* fence, not added to an existing fence.
- Fence posts and kick boards retaining soil may be brown-tone pressure-treated lumber.
- Fences and extensions shall not be painted or stained, but must be allowed to weather naturally or be sealed with a clear non-gloss sealer.
- For lattice fence extensions to Community *perimeter fences* refer to the Community's "Specifications for Lattice Fence Extensions" information sheet.



STANDARD FENCE EXTENSION DETAIL