

HEADLANDS HOA

The color depicted on your screen or printed from your printer is an inaccurate representation of the approved color. Colors that do not match the Benjamin Moore color as reflected in the paint identification number are not approved and will be considered a violation of the paint application. CHBIOA is not responsible for inaccurate color choices. Please visit your local paint store to request and compare paint chips, brush outs, and/or samples of paint colors with the approved Benjamin Moore colors.

*Exterior Colors
Adopted 2010*

THE HEADLANDS HOMEOWNERS' ASSOCIATION

GUIDELINES FOR EXTERIOR PAINTING

Paint (Exterior): Homeowners are responsible for all exterior house painting. Contact the Community's Architectural Administrator for information regarding the Headlands Paint Palette approved by the **Headlands** Architectural Committee and Board of Directors. Owners shall comply with the rules restricting paint colors to certain areas of the house as specified in the Headlands Paint Palette. Color schemes shall not be the same color scheme as the house on either right or left side of the house in the same block. An application is required for all house repainting.

EXTERIOR PAINT PALETTE - HOUSE REPAINTING RULES

Compliance with application approval: You must submit an architectural application and select your color schemes from the Headlands paint palette before painting the exterior of your home.

If you paint your home with a color scheme not on the approved paint palette, or use colors other than those contained in the Community Architectural Committee's (CAC) "Conditions of Approval" (regardless of the paint brand used), or the finished work does not comply with these repainting rules, the Headlands Board of Directors will require you to bring your property into compliance by repainting all of the non-complying areas of your home.

If you hire a contractor to paint your home, please provide the contractor with a copy of the CAC's architectural application Conditions of Approval letter and these house-repainting Rules. **You are responsible for your contractor's compliance with the Approval Letter and these Rules.**

No changes shall be made in the color scheme after it has been approved unless the proposed changes are resubmitted to the Community and The Headlands Architectural Committees and are approved.

Each roof style is assigned to a specific group of color schemes. For example: If your home has a gray shingle roof, you are to pick from color scheme A. To assure that there is no confusion as to what style roof you have, a spread sheet is available detailing each homes roof type and color. Each color scheme specifies which color may be used for each part of the house. The colors must be used as specified.

Accents: Quoins, mock tudor elements, arches, sidings, trim around windows and any other architectural elements may be painted the trim color or the wall color, or combination of both. For example, one may paint the stoop below a window the trim color and quoins around a column the wall color.

Downspouts: Shall be painted only one color from where it attaches to the gutter at the top to the bottom of the downspout. This color will match the wall color it attaches to.

Front doors: Front doors may be any of the four colors below (not tied to roof color or specific color scheme). Front doors may also be painted the specific trim color of your selected scheme.

- Cottage Red
- Hale Navy
- Regent Green
- Fatigue Green
- Wengé

Fascia: Fascia, eaves and gutters should all be the same color.

Garage doors: Garage doors and garage door trim may be painted either the stucco color or the trim color specified in the selected color scheme.

Railings: Balcony railings are to be painted with either Benjamin Moore Rust Inhibitive Enamel; or should be powder-coated. All railing colors are either Black or Deep Bronze in color.

Security Alarm Boxes: Owners are urged to paint the raw metal of security alarm boxes (leaving only the decal area unpainted) to match the surface color to which it is attached. Security boxes should be painted if rust is evident.

Shutters: Shall be painted the trim color if they are directly on the stucco. In some cases, shutters are placed on sidings – in this case they should be painted the stucco color.

Wrought Iron fences are to be painted with either Benjamin Moore Rust Inhibitive Enamel; or should be powder-coated. All wrought iron fences are to be either Black or Deep Bronze in color.

The new paint palette prepared for Headlands homeowners is based on Benjamin Moore brand paints. The closest Benjamin Moore store is at Mark's Paint Mart 4211 Telegraph Ave, Oakland, CA. *If you mention Headlands when purchasing Benjamin Moore paints, Mark's Paint Mart will give you a 40% discount on the paint.*

You may use any paint brand you wish. Other paint brand colors selected for repainting **must** match the Benjamin Moore regardless of the manufacturer selected.

If you plan to use a brand of paint other than Benjamin Moore, you are required to specify the paint palette color scheme. You must include 2 color chips for each color (including the color name/number and specify the Benjamin Moore color each matches) for each color to be used stating the paint brand, and whether it is for the siding, the trim, and the garage door.

Paint Gloss Categories: Exterior paints are comprised of 3 gloss categories. The following exterior paint finishes are permitted under each category:

Flat or Elastomeric Flat: Stucco
Low Luster: Fascia, Eaves, Trim, Accents, Garage Door
Semi-gloss: Front Door

<u>Recommended Benjamin Moore Paint Product Finishes:</u>			
<u>Eaves & Fascia</u>	<u>Stucco Trim</u>	<u>Siding Garage Doors</u>	<u>Stucco</u>
N103 MoorGard	N105 MoorLife	N103 MoorGard	056 Moorlastic

If you choose a paint manufacturer other than Benjamin Moore, colors & sheen levels are to match Benjamin Moore colors & finishes

Owners and/or their painting contractors shall comply with all other repainting requirements of the Community and Headlands Architectural Rules and Standards.

Roof elements: Pipes, sheet metal vents and other metal elements on the roof should be painted with a rust-retardant undercoat with a final paint coat in a color to match the fascia color.

Select a color from the tab that corresponds to your address and roof color:

House #	Street	Roof Type	Roof Color	Select From Tab
107	Creedon Circle	Shingle	Gray	1
108	Creedon Circle	Barrel Tile	Orange	4
115	Creedon Circle	Barrel Tile	Orange	4
120	Creedon Circle	Shingle	Tan	2
121	Creedon Circle	Barrel Tile	Orange	4
127	Creedon Circle	Shingle	Brown	3
128	Creedon Circle	Barrel Tile	Tan	6
135	Creedon Circle	Barrel Tile	Red	5
141	Creedon Circle	Shingle	Gray	1
149	Creedon Circle	Barrel Tile	Orange	4
150	Creedon Circle	Shingle	Gray	1
200	Creedon Circle	Barrel Tile	Orange	4
201	Creedon Circle	Shingle	Tan	2
207	Creedon Circle	Shingle	Brown	3
208	Creedon Circle	Barrel Tile	Orange	4
215	Creedon Circle	Shingle	Brown	3
218	Creedon Circle	Barrel Tile	Orange	4
221	Creedon Circle	Shingle	Gray	1
222	Creedon Circle	Shingle	Tan	2
227	Creedon Circle	Barrel Tile	Orange	4
228	Creedon Circle	Barrel Tile	Red/Tan	5
232	Creedon Circle	Barrel Tile	Orange	4
233	Creedon Circle	Barrel Tile	Orange	4
238	Creedon Circle	Barrel Tile	Orange	4
239	Creedon Circle	Barrel Tile	Orange	4
245	Creedon Circle	Shingle	Brown	3
250	Creedon Circle	Barrel Tile	Orange	4
251	Creedon Circle	Barrel Tile	Tan	6
252	Creedon Circle	Shingle	Gray	1
257	Creedon Circle	Barrel Tile	Orange	4
265	Creedon Circle	Barrel Tile	Orange	4
266	Creedon Circle	Shingle	Brown	3
271	Creedon Circle	Barrel Tile	Red	5
272	Creedon Circle	Barrel Tile	Orange	4
301	Creedon Circle	Shingle	Gray	1
307	Creedon Circle	Barrel Tile	Orange	4
315	Creedon Circle	Barrel Tile	Orange	4
321	Creedon Circle	Shingle	Tan	2
327	Creedon Circle	Shingle	Tan	2
333	Creedon Circle	Barrel Tile	Tan	6
339	Creedon Circle	Barrel Tile	Orange	4
347	Creedon Circle	Barrel Tile	Orange	4
348	Creedon Circle	Barrel Tile	Red	5
353	Creedon Circle	Barrel Tile	Orange	4
356	Creedon Circle	Barrel Tile	Tan	6
359	Creedon Circle	Barrel Tile	Red	5


Select a color from the tab that corresponds to your address and roof color:

House #	Street	Roof Type	Roof Color	Select From Tab
360	Creedon Circle	Barrel Tile	Orange	4
367	Creedon Circle	Barrel Tile	Orange	4
368	Creedon Circle	Shingle	Gray	1
503	Creedon Circle	Barrel Tile	Red	5
509	Creedon Circle	Barrel Tile	Orange	4
515	Creedon Circle	Barrel Tile	Tan	6
521	Creedon Circle	Barrel Tile	Orange	4
527	Creedon Circle	Shingle	Gray	1
533	Creedon Circle	Barrel Tile	Orange	4
537	Creedon Circle	Barrel Tile	Orange	4
539	Creedon Circle	Barrel Tile	Red	5
550	Creedon Circle	Shingle	Brown	3
551	Creedon Circle	Shingle	Gray	1
556	Creedon Circle	Barrel Tile	Orange	4
557	Creedon Circle	Barrel Tile	Red	5
562	Creedon Circle	Barrel Tile	Red	5
563	Creedon Circle	Shingle	Gray	1
569	Creedon Circle	Barrel Tile	Tan	6
573	Creedon Circle	Shingle	Gray	1
577	Creedon Circle	Shingle	Brown	3
581	Creedon Circle	Barrel Tile	Orange	4
585	Creedon Circle	Barrel Tile	Orange	4
586	Creedon Circle	Barrel Tile	Orange	4
588	Creedon Circle	Shingle	Brown	3
591	Creedon Circle	Barrel Tile	Tan	6
595	Creedon Circle	Barrel Tile	Tan	6
599	Creedon Circle	Shingle	Brown	3
2	Gonsalves Court	Barrel Tile	Orange	4
3	Gonsalves Court	Barrel Tile	Red	5
8	Gonsalves Court	Shingle	Brown	3
9	Gonsalves Court	Barrel Tile	Tan	6
15	Gonsalves Court	Barrel Tile	Orange	4
18	Gonsalves Court	Barrel Tile	Orange	4
20	Gonsalves Court	Barrel Tile	Orange	4
21	Gonsalves Court	Barrel Tile	Orange	4
26	Gonsalves Court	Barrel Tile	Tan	6
32	Gonsalves Court	Barrel Tile	Orange	4
2	Nakayama Court	Barrel Tile	Red	5
3	Nakayama Court	Barrel Tile	Orange	4
9	Nakayama Court	Barrel Tile	Tan	6
10	Nakayama Court	Shingle	Tan	2
16	Nakayama Court	Barrel Tile	Orange	4

HEADLANDS HOA

Front Door Options

Front Doors: Front doors may be any of the colors below, and are not specific to the roof color or specific color scheme. Front doors may also be painted the specific trim color of your selected scheme.



Cottage Red E-22




Hale Navy HC-154



Regent Green 2136-20



Fatigue Green 2140-10



Wenge AF-180

Benjamin Moore paints are produced to match the color chip as accurately as possible; however, variations in types of products, gloss, texture, lighting and adjacent colors can cause a difference in appearance between the color of the chip and the color of the applied paint. Critical color matches should be applied to the building, allowed to dry, and checked before proceeding with the entire job.

TAB 1

HEADLANDS HOA

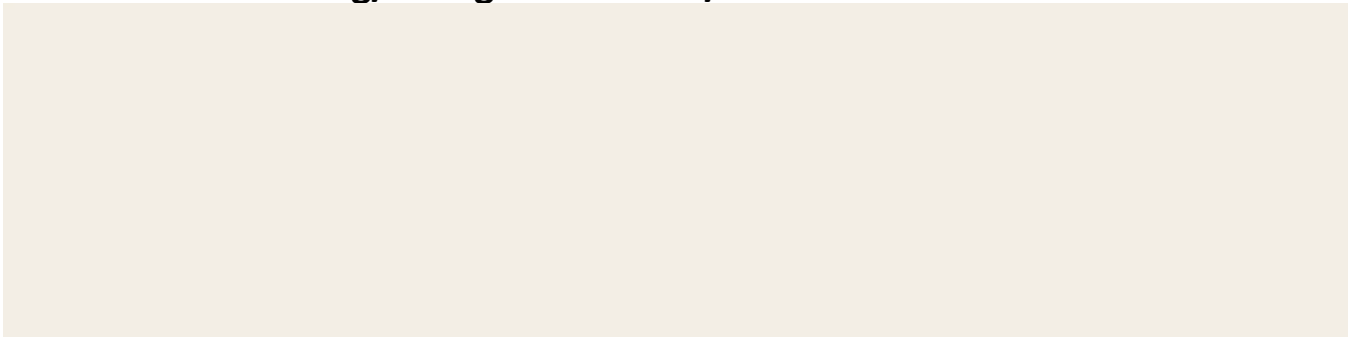
SCHEME 1

Eaves/Fascia




Rocky Coast 1595

Siding/Garage Door Trim/Stucco & Wood Trim



Cloud White 967

Stucco



Winter Orchard 1555

Benjamin Moore paints are produced to match the color chip as accurately as possible; however, variations in types of products, gloss, texture, lighting and adjacent colors can cause a difference in appearance between the color of the chip and the color of the applied paint. Critical color matches should be applied to the building, allowed to dry, and checked before proceeding with the entire job.

HEADLANDS HOA


SCHEME 2

Eaves/Fascia




Rocky Coast 1595

Siding/Garage Door Trim/Stucco & Wood Trim



Silver Song 1557

Stucco



Winter Orchard 1555

HEADLANDS HOA


SCHEME 3

Eaves/Fascia



Rocky Coast 1595

Siding/Garage Door Trim/Stucco & Wood Trim



Winter Orchard 1555

Stucco



Silver Song 1557

Benjamin Moore paints are produced to match the color chip as accurately as possible; however, variations in types of products, gloss, texture, lighting and adjacent colors can cause a difference in appearance between the color of the chip and the color of the applied paint. Critical color matches should be applied to the building, allowed to dry, and checked before proceeding with the entire job.

HEADLANDS HOA

SCHEME 4

Eaves/Fascia



Rocky Coast 1595

Siding/Garage Door Trim/Stucco & Wood Trim



Fieldstone 1558

Stucco



Silver Song 1557

Benjamin Moore paints are produced to match the color chip as accurately as possible; however, variations in types of products, gloss, texture, lighting and adjacent colors can cause a difference in appearance between the color of the chip and the color of the applied paint. Critical color matches should be applied to the building, allowed to dry, and checked before proceeding with the entire job.

TAB 2

HEADLANDS HOA


SCHEME 5

Eaves/Fascia




Wooded Vista 1162

Siding/Garage Door Trim/Stucco & Wood Trim



Ivory White 925

Stucco



Palace White 956

Benjamin Moore paints are produced to match the color chip as accurately as possible; however, variations in types of products, gloss, texture, lighting and adjacent colors can cause a difference in appearance between the color of the chip and the color of the applied paint. Critical color matches should be applied to the building, allowed to dry, and checked before proceeding with the entire job.

HEADLANDS HOA

SCHEME 6

Eaves/Fascia




Wooded Vista 1162

Siding/Garage Door Trim/Stucco & Wood Trim



Antique Parchment 959

Stucco



Palace White 956

Benjamin Moore paints are produced to match the color chip as accurately as possible; however, variations in types of products, gloss, texture, lighting and adjacent colors can cause a difference in appearance between the color of the chip and the color of the applied paint. Critical color matches should be applied to the building, allowed to dry, and checked before proceeding with the entire job.

HEADLANDS HOA


SCHEME 7

Eaves/Fascia



Wooded Vista 1162

Siding/Garage Door Trim/Stucco & Wood Trim



Palace White 956

Stucco



Antique Parchment 959

Benjamin Moore paints are produced to match the color chip as accurately as possible; however, variations in types of products, gloss, texture, lighting and adjacent colors can cause a difference in appearance between the color of the chip and the color of the applied paint. Critical color matches should be applied to the building, allowed to dry, and checked before proceeding with the entire job.

HEADLANDS HOA

SCHEME 8

Eaves/Fascia



Wooded Vista 1162

Siding/Garage Door Trim/Stucco & Wood Trim



Capilano Bridge 1076

Stucco



Antique Parchment 959

Benjamin Moore paints are produced to match the color chip as accurately as possible; however, variations in types of products, gloss, texture, lighting and adjacent colors can cause a difference in appearance between the color of the chip and the color of the applied paint. Critical color matches should be applied to the building, allowed to dry, and checked before proceeding with the entire job.

TAB 3

HEADLANDS HOA


SCHEME 9

Eaves/Fascia



Northwood Brown 1000

Siding/Garage Door Trim/Stucco & Wood Trim



Gray Mist 962

Stucco



Cedar Key 982

Benjamin Moore paints are produced to match the color chip as accurately as possible; however, variations in types of products, gloss, texture, lighting and adjacent colors can cause a difference in appearance between the color of the chip and the color of the applied paint. Critical color matches should be applied to the building, allowed to dry, and checked before proceeding with the entire job.

HEADLANDS HOA

SCHEME 10

Eaves/Fascia




Northwood Brown 1000

Siding/Garage Door Trim/Stucco & Wood Trim



Baja Dunes 997

Stucco



Cedar Key 982

Benjamin Moore paints are produced to match the color chip as accurately as possible; however, variations in types of products, gloss, texture, lighting and adjacent colors can cause a difference in appearance between the color of the chip and the color of the applied paint. Critical color matches should be applied to the building, allowed to dry, and checked before proceeding with the entire job.

HEADLANDS HOA


SCHEME 11

Eaves/Fascia



Northwood Brown 1000

Siding/Garage Door Trim/Stucco & Wood Trim



Cedar Key 982

Stucco



Baja Dunes 997

Benjamin Moore paints are produced to match the color chip as accurately as possible; however, variations in types of products, gloss, texture, lighting and adjacent colors can cause a difference in appearance between the color of the chip and the color of the applied paint. Critical color matches should be applied to the building, allowed to dry, and checked before proceeding with the entire job.

HEADLANDS HOA

SCHEME 12

Eaves/Fascia



Northwood Brown 1000

Siding/Garage Door Trim/Stucco & Wood Trim



Cabot Trail 998

Stucco



Baja Dunes 997

Benjamin Moore paints are produced to match the color chip as accurately as possible; however, variations in types of products, gloss, texture, lighting and adjacent colors can cause a difference in appearance between the color of the chip and the color of the applied paint. Critical color matches should be applied to the building, allowed to dry, and checked before proceeding with the entire job.

TAB 4

HEADLANDS HOA

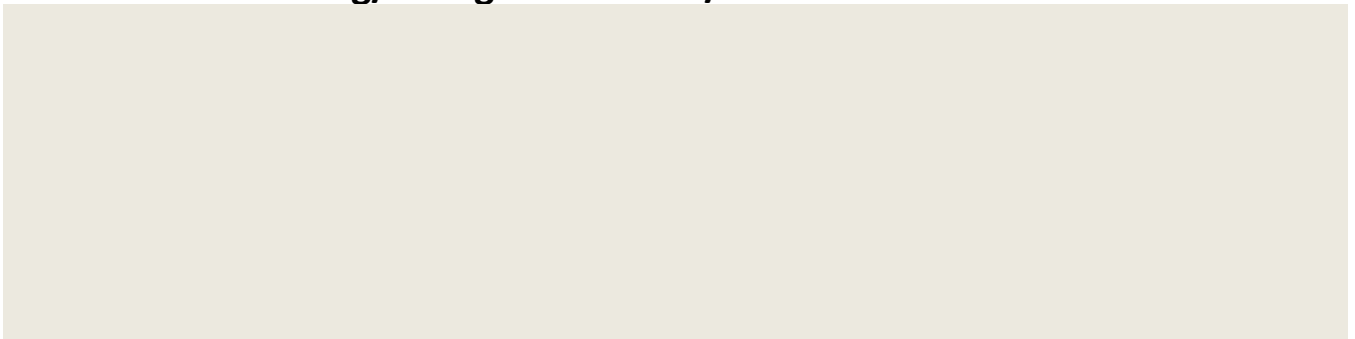
SCHEME 13

Eaves/Fascia




Hidden Valley 1134

Siding/Garage Door Trim/Stucco & Wood Trim



Dune White 968

Stucco



Lambskin 1051

Benjamin Moore paints are produced to match the color chip as accurately as possible; however, variations in types of products, gloss, texture, lighting and adjacent colors can cause a difference in appearance between the color of the chip and the color of the applied paint. Critical color matches should be applied to the building, allowed to dry, and checked before proceeding with the entire job.

HEADLANDS HOA

SCHEME 14

Eaves/Fascia




Hidden Valley 1134

Siding/Garage Door Trim/Stucco & Wood Trim



Sierra Hills 1053

Stucco



Lambskin 1051

Benjamin Moore paints are produced to match the color chip as accurately as possible; however, variations in types of products, gloss, texture, lighting and adjacent colors can cause a difference in appearance between the color of the chip and the color of the applied paint. Critical color matches should be applied to the building, allowed to dry, and checked before proceeding with the entire job.

HEADLANDS HOA


SCHEME 15

Eaves/Fascia



Hidden Valley 1134

Siding/Garage Door Trim/Stucco & Wood Trim



Lambskin 1051

Stucco



Sierra Hills 1053

Benjamin Moore paints are produced to match the color chip as accurately as possible; however, variations in types of products, gloss, texture, lighting and adjacent colors can cause a difference in appearance between the color of the chip and the color of the applied paint. Critical color matches should be applied to the building, allowed to dry, and checked before proceeding with the entire job.

HEADLANDS HOA

SCHEME 16

Eaves/Fascia



Hidden Valley 1134

Siding/Garage Door Trim/Stucco & Wood Trim



Sherwood Tan 1054

Stucco



Sierra Hills 1053

Benjamin Moore paints are produced to match the color chip as accurately as possible; however, variations in types of products, gloss, texture, lighting and adjacent colors can cause a difference in appearance between the color of the chip and the color of the applied paint. Critical color matches should be applied to the building, allowed to dry, and checked before proceeding with the entire job.

HEADLANDS HOA


SCHEME 17

Eaves/Fascia




Hidden Valley 1134

Siding/Garage Door Trim/Stucco & Wood Trim



Gray Mist 962

Stucco



Cedar Key 982

Benjamin Moore paints are produced to match the color chip as accurately as possible; however, variations in types of products, gloss, texture, lighting and adjacent colors can cause a difference in appearance between the color of the chip and the color of the applied paint. Critical color matches should be applied to the building, allowed to dry, and checked before proceeding with the entire job.

HEADLANDS HOA

SCHEME 18

Eaves/Fascia




Hidden Valley 1134

Siding/Garage Door Trim/Stucco & Wood Trim



Baja Dunes 997

Stucco



Cedar Key 982

Benjamin Moore paints are produced to match the color chip as accurately as possible; however, variations in types of products, gloss, texture, lighting and adjacent colors can cause a difference in appearance between the color of the chip and the color of the applied paint. Critical color matches should be applied to the building, allowed to dry, and checked before proceeding with the entire job.

HEADLANDS HOA


SCHEME 19

Eaves/Fascia



Hidden Valley 1134

Siding/Garage Door Trim/Stucco & Wood Trim



Cedar Key 982

Stucco



Baja Dunes 997

Benjamin Moore paints are produced to match the color chip as accurately as possible; however, variations in types of products, gloss, texture, lighting and adjacent colors can cause a difference in appearance between the color of the chip and the color of the applied paint. Critical color matches should be applied to the building, allowed to dry, and checked before proceeding with the entire job.

HEADLANDS HOA

SCHEME 20

Eaves/Fascia



Hidden Valley 1134

Siding/Garage Door Trim/Stucco & Wood Trim



Cabot Trail 998

Stucco



Baja Dunes 997

Benjamin Moore paints are produced to match the color chip as accurately as possible; however, variations in types of products, gloss, texture, lighting and adjacent colors can cause a difference in appearance between the color of the chip and the color of the applied paint. Critical color matches should be applied to the building, allowed to dry, and checked before proceeding with the entire job.

TAB 5

HEADLANDS HOA

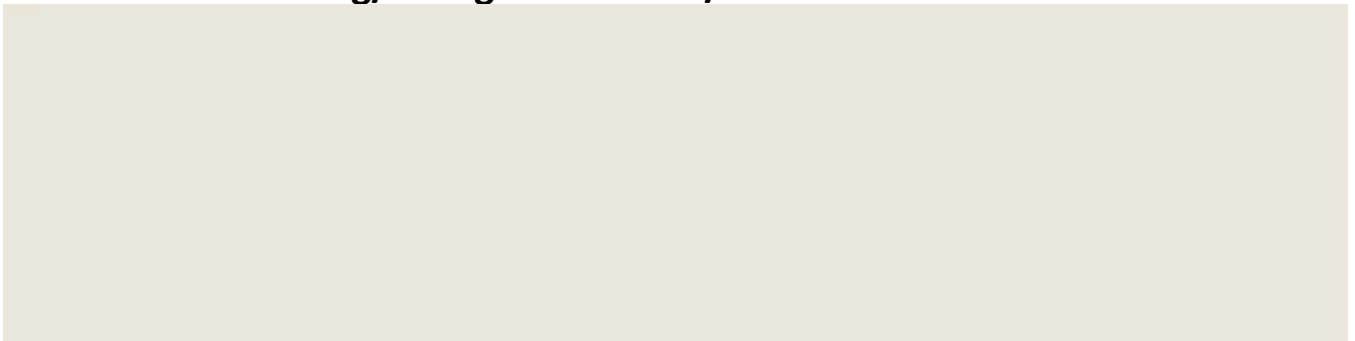
SCHEME 21

Eaves/Fascia




Arizona Canyon 1211

Siding/Garage Door Trim/Stucco & Wood Trim



Dove Wing 960

Stucco



Muslin 1037

Benjamin Moore paints are produced to match the color chip as accurately as possible; however, variations in types of products, gloss, texture, lighting and adjacent colors can cause a difference in appearance between the color of the chip and the color of the applied paint. Critical color matches should be applied to the building, allowed to dry, and checked before proceeding with the entire job.

HEADLANDS HOA

SCHEME 22

Eaves/Fascia




Arizona Canyon 1211

Siding/Garage Door Trim/Stucco & Wood Trim



Stone House 1039

Stucco



Muslin 1037

Benjamin Moore paints are produced to match the color chip as accurately as possible; however, variations in types of products, gloss, texture, lighting and adjacent colors can cause a difference in appearance between the color of the chip and the color of the applied paint. Critical color matches should be applied to the building, allowed to dry, and checked before proceeding with the entire job.

HEADLANDS HOA


SCHEME 23

Eaves/Fascia



Arizona Canyon 1211

Siding/Garage Door Trim/Stucco & Wood Trim



Muslin 1037

Stucco



Stone House 1039

Benjamin Moore paints are produced to match the color chip as accurately as possible; however, variations in types of products, gloss, texture, lighting and adjacent colors can cause a difference in appearance between the color of the chip and the color of the applied paint. Critical color matches should be applied to the building, allowed to dry, and checked before proceeding with the entire job.

HEADLANDS HOA

SCHEME 24

Eaves/Fascia



Arizona Canyon 1211

Siding/Garage Door Trim/Stucco & Wood Trim



Spice Gold 1040

Stucco



Stone House 1039

HEADLANDS HOA


SCHEME 25

Eaves/Fascia




Arizona Canyon 1211

Siding/Garage Door Trim/Stucco & Wood Trim



Gray Mist 962

Stucco



Cedar Key 982

Benjamin Moore paints are produced to match the color chip as accurately as possible; however, variations in types of products, gloss, texture, lighting and adjacent colors can cause a difference in appearance between the color of the chip and the color of the applied paint. Critical color matches should be applied to the building, allowed to dry, and checked before proceeding with the entire job.

HEADLANDS HOA

SCHEME 26

Eaves/Fascia



Arizona Canyon 1211

Siding/Garage Door Trim/Stucco & Wood Trim



Baja Dunes 997

Stucco



Cedar Key 982

Benjamin Moore paints are produced to match the color chip as accurately as possible; however, variations in types of products, gloss, texture, lighting and adjacent colors can cause a difference in appearance between the color of the chip and the color of the applied paint. Critical color matches should be applied to the building, allowed to dry, and checked before proceeding with the entire job.

HEADLANDS HOA


SCHEME 27

Eaves/Fascia



Arizona Canyon 1211

Siding/Garage Door Trim/Stucco & Wood Trim



Cedar Key 982

Stucco



Baja Dunes 997

Benjamin Moore paints are produced to match the color chip as accurately as possible; however, variations in types of products, gloss, texture, lighting and adjacent colors can cause a difference in appearance between the color of the chip and the color of the applied paint. Critical color matches should be applied to the building, allowed to dry, and checked before proceeding with the entire job.

HEADLANDS HOA

SCHEME 28

Eaves/Fascia



Arizona Canyon 1211

Siding/Garage Door Trim/Stucco & Wood Trim



Cabot Trail 998

Stucco



Baja Dunes 997

Benjamin Moore paints are produced to match the color chip as accurately as possible; however, variations in types of products, gloss, texture, lighting and adjacent colors can cause a difference in appearance between the color of the chip and the color of the applied paint. Critical color matches should be applied to the building, allowed to dry, and checked before proceeding with the entire job.

TAB 6

HEADLANDS HOA

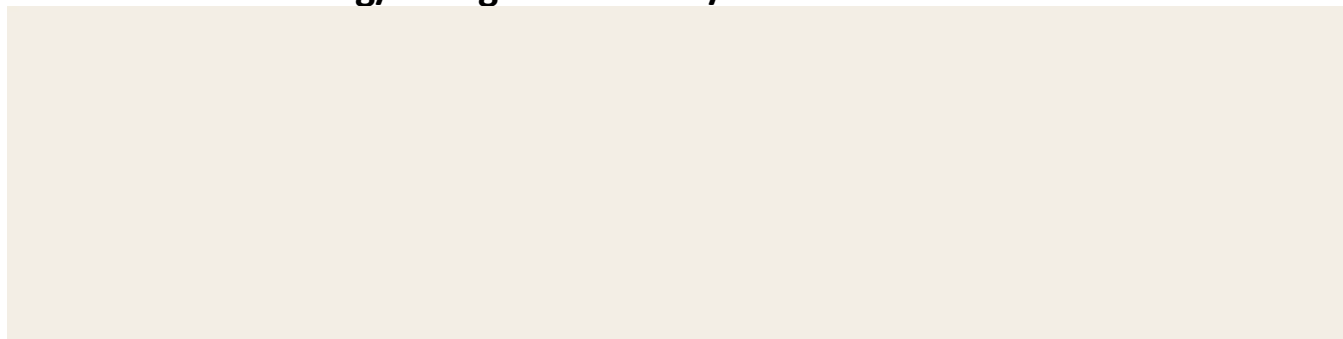
SCHEME 29

Eaves/Fascia




Sedona Brown 1127

Siding/Garage Door Trim/Stucco & Wood Trim



Cloud White 967

Stucco



Hushed Hue 1520

Benjamin Moore paints are produced to match the color chip as accurately as possible; however, variations in types of products, gloss, texture, lighting and adjacent colors can cause a difference in appearance between the color of the chip and the color of the applied paint. Critical color matches should be applied to the building, allowed to dry, and checked before proceeding with the entire job.

HEADLANDS HOA


SCHEME 30

Eaves/Fascia




Sedona Brown 1127

Siding/Garage Door Trim/Stucco & Wood Trim



Inner Balance 1522

Stucco



Hushed Hue 1520

Benjamin Moore paints are produced to match the color chip as accurately as possible; however, variations in types of products, gloss, texture, lighting and adjacent colors can cause a difference in appearance between the color of the chip and the color of the applied paint. Critical color matches should be applied to the building, allowed to dry, and checked before proceeding with the entire job.

HEADLANDS HOA


SCHEME 31

Eaves/Fascia



Sedona Brown 1127

Siding/Garage Door Trim/Stucco & Wood Trim



Hushed Hue 1520

Stucco



Inner Balance 1522

Benjamin Moore paints are produced to match the color chip as accurately as possible; however, variations in types of products, gloss, texture, lighting and adjacent colors can cause a difference in appearance between the color of the chip and the color of the applied paint. Critical color matches should be applied to the building, allowed to dry, and checked before proceeding with the entire job.

HEADLANDS HOA

SCHEME 32

Eaves/Fascia



Sedona Brown 1127

Siding/Garage Door Trim/Stucco & Wood Trim



Embassy Green 1523

Stucco



Inner Balance 1522

Benjamin Moore paints are produced to match the color chip as accurately as possible; however, variations in types of products, gloss, texture, lighting and adjacent colors can cause a difference in appearance between the color of the chip and the color of the applied paint. Critical color matches should be applied to the building, allowed to dry, and checked before proceeding with the entire job.