

WOODBIDGE

Approved Locking Mailboxes



www.gibraltarmailboxes.com

Approved in Black Only

Curbside MailSafe

Mailbox is constructed from steel and high impact polymer. A concealed locking access door keeps correspondence from being lost or stolen. For incoming and outgoing mail.

Product Specifications

Dimensions: 13.25" W x 9.5" H x 24" D

Weight: 14.5 lbs

Model: RSKB0000

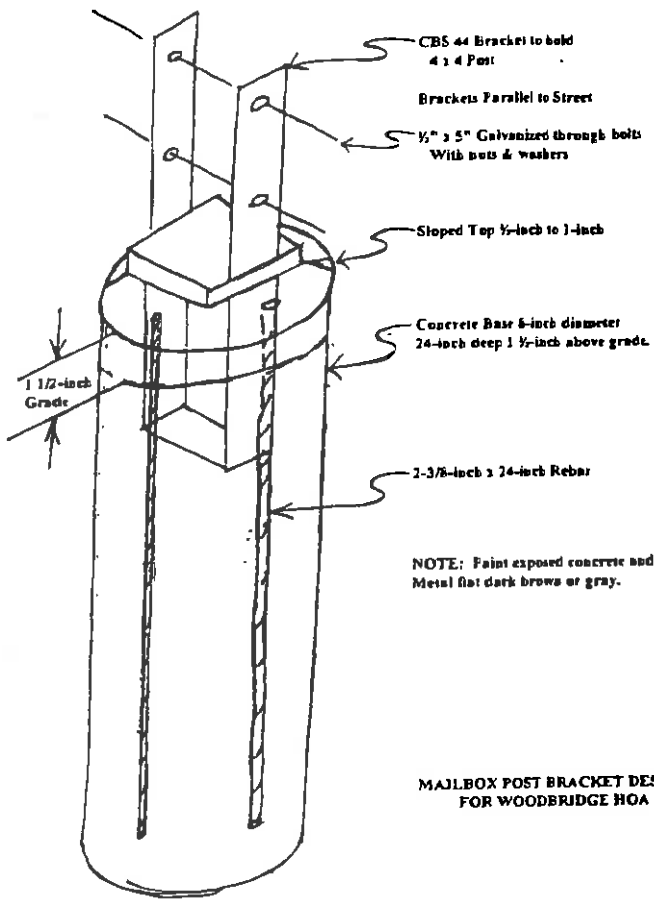
Color: Black



Mailbox Post Installation Guidelines

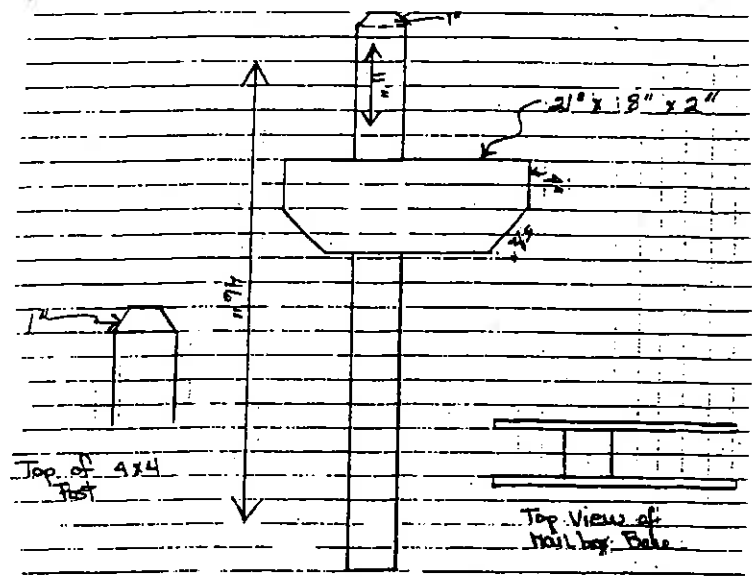
1. The homeowners must use redwood lumber.
2. The mailbox post must remain natural or a clear wood preservative can be applied.
3. Cement pads are to follow the directions shown on the attached drawing.
4. Brackets are to be placed parallel to the street.
5. Homeowners are responsible for all engineering necessary to ensure structural and functional integrity.
6. The mailbox posts are to be installed per the dimensions shown on the drawings below.

SINGLE MAILBOX POST

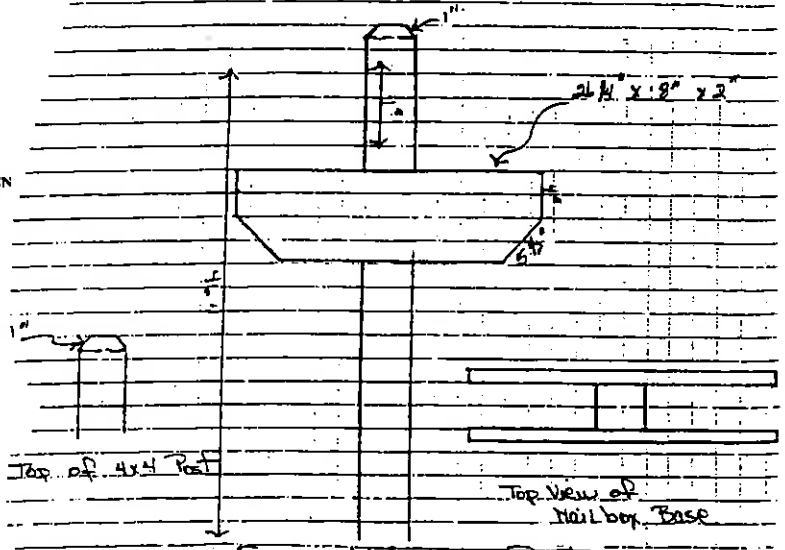


NOTE: Paint exposed concrete and Metal flat dark brown or gray.

MAILBOX POST BRACKET DESIGN FOR WOODBRIDGE HOA



Double Mailbox Post



Four Mailbox Post

TRIPLE MAILBOX POST

