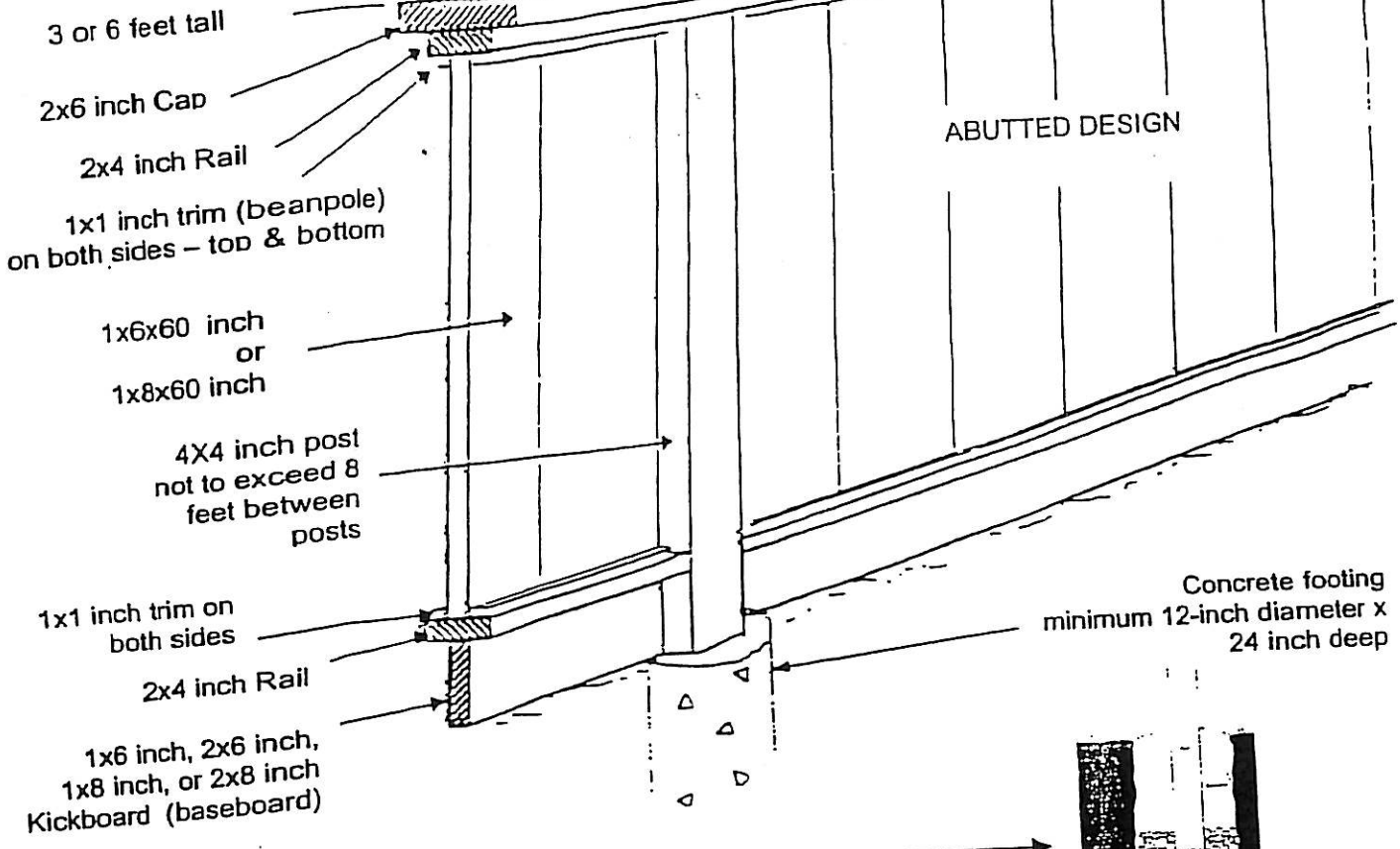



SECTION 6 – FENCE SPECIFICATIONS for 3' and 6'



FENCE – SAMPLE OF ABUTTED DESIGN



FENCE – SAMPLE OF FENCE POST



FENCE – SAMPLE OF BOARD-ON-BOARD AND LOUVER DESIGN



FENCE – CHECK SHEET FOR 3' AND 6' FENCE

If using a fence contractor, complete the check sheet and provide a copy to your contractor. Use to obtain bids and/or as part of the signed contract.

Fence design (choose one):

- Abutted (boards touch but do no overlap)
- Board-on-board (boards overlap)
- Louver (boards overlap similar to a louver window shutter)
- Use surfaced wood on top cap of short fence – optional

Construct with (choose one):

- Natural REDWOOD heart-grade-rough
- Western Red CEDAR
- White CEDAR

Fence boards shall be (choose one):

- 1x6 inch wide
- 1x8 inch wide

Posts shall be (choose one):

- Same wood as fence
- Brown tone pressure treated (PT) fir
(Will be approved but is NOT recommended by the SPC Association because of possible health risks associated with pressure treated lumber.)
- All posts shall be 4x4 inch.

Posts may be either (choose one):

- Set in concrete above the ground
- Attached to the concrete with bracket and bolt system.
(choose one)
- Bring concrete 1 inch above ground, sloped downward for moisture to drain.
- Bring concrete 2 inches above ground, sloped downward for moisture to drain.
- Place gravel below the concrete (to extend the life of fence posts)
- Post placement shall not exceed 8 feet between posts.
- Holes for posts shall be 2 feet deep.
- Concrete used shall be Ready Mix 2500 PSI or better.

Baseboard (kickboard) at bottom of fence shall be (choose one):

- 1x6 inch
- 2x6 inch
- 1x8 inch
- 2x8 inch

- Rails at top and bottom shall be 2x4 inch.
- Top caps shall be 2x6 inch.
- Fence boards shall be trimmed with 1x1 inch trim (beanpole) on both sides – top and bottom.
- Galvanized nails and plated hardware shall be used throughout.
- Clear sealer may be applied to extend the life of a fence.

Fences: Short

Original developer short fences shall not be repaired other than minor repairs, e.g., replacement of a broken board.

Brick short fences will be considered for approval as a replacement for the short wood fence. If there is brick facing on the house, the brick fence must match the brick on the house.

New:

On a case-by-case basis, the PAC may approve a short section of three-foot high, black wrought iron fence, including a black wrought iron gate, to separate the back yard from the front yard. For example, this type of short fence may be used to keep a small pet in the back yard. The wrought iron "separator" will not be approved to replace the short or tall fence. A short, wrought iron fence will only be considered for placement on the back half of the property in either one of the following cases.

- The wrought iron fence must connect in a straight line from the side of the residence to the tall fence on the property. The wrought iron fence may not connect with the short wood fence.
- The wrought iron fence must connect in a straight line from the side of one residence to the side of the neighboring residence, provided that both property owners agree to the placement of the wrought iron fence. The property owner who files the request for approval from the PAC must include a letter of concurrence from their neighbor as part of the approval request.